








Under 10 Boys Slalom Results

Homologation: Record capability

	Name	Country	Categ.	Preliminary	Final	Overall
1	Fyfe Cooper	*AUS 	U10	2.18	2.25	1000.00
2	Earl Billy	*AUS 	U10	1.85	1.88	835.56








Sub Junior Girls Slalom Results

Homologation: Record capability

	Name	Country	Categ.	Preliminary	Final	Overall
1	Stephenson Dayna	*AUS 	U14 F	5.58	5.55	1000.00
2	Earl Piper	*AUS 	U14 F	3.10	2.80	555.56
3	Earl Isla	*AUS 	U14 F	2.15	1.98	385.30
4	Wright Remmy	*AUS 	U14 F	1.15	0.90	206.09
5	Driscoll Ruby	*AUS 	U14 F	0.00		




Sub Junior Boys Slalom Results

Homologation: Record capability

	Name	Country	Categ.	Preliminary	Final	Overall
1	Hanckel Archie	*AUS 	U14 M	6.60	9.10	1000.00
2	Molford Justin	*AUS 	U14 M	5.60	6.90	758.24
3	Van Den Heuvel Jackson	*AUS 	U14 M	6.20	6.45	708.79
4	Molford Mark	*AUS 	U14 M	9.10	6.40	1000.00
5	Peebles Zeke	*AUS 	U14 M	7.80	6.40	857.14
6	Driscoll Rhys	*AUS 	U14 M	6.20	5.10	681.32
7	Tayler Sam	*AUS 	U14 M	3.38	2.60	371.43






Junior Girls Slalom Results

Homologation: Record capability

	Name	Country	Categ.	Preliminary	Final	Overall
1	Jack Lindsie	*AUS 	Jun F	6.40	8.00	1000.00
2	Keen Elle	*AUS 	Jun F	6.40	5.50	800.00
3	Stephenson Jessa	*AUS 	Jun F	3.50	3.50	437.50






Junior Boys Slalom Results

Homologation: Record capability

	Name	Country	Categ.	Preliminary	Final	Overall
1	Duncan Toby	*AUS 	Jun M	12.40	11.70	1000.00
2	Peebles Ayden	*AUS 	Jun M	6.58	8.38	675.81
3	Wilschut Kai	*AUS 	Jun M	6.23	6.75	544.35
4	Wright Jarvis	*AUS 	Jun M	6.15	6.20	500.00
5	Pohl Jackson	*AUS 	Jun M	2.50	5.93	478.23




Under 23 Women Slalom Results

Homologation: Record capability

	Name	Country	Categ.	Preliminary	Final	Overall
1	Peebles Zali	*AUS 	U23 F	9.00	9.30	1000.00
2	Peebles Macy	*AUS 	U23 F	7.70	8.30	892.47
3	Hicks Abbey	*AUS 	U23 F	7.20	7.40	795.70
4	Duncan Zohie	*AUS 	U23 F	5.20	5.83	626.88
5	Bryce Teagan	*AUS 	U23 F	2.50	3.73	401.08




Under 23 Men Slalom Results

Homologation: Record capability

	Name	Country	Categ.	Preliminary	Final	Overall
1	Roberts Thomas	*AUS 	U23 M	8.20	13.40	1000.00
2	Raglus Mike	*AUS 	U23 M	12.10	13.30	992.54
3	Birch Coen	*AUS 	U23 M	10.70	8.70	798.51










Open Women Slalom Results

Homologation: Record capability

	Name	Country	Categ.	Preliminary	Final	Overall
1	Blank Kelly	*AUS 	Ope F	11.40	11.80	1000.00
2	Hicks Macey	*AUS 	Ope F	10.70	10.70	906.78
3	Mcclung Elaina	*AUS 	Ope F	11.80	7.10	1000.00



Open Men Slalom Results

Homologation: Record capability

	Name	Country	Categ.	Preliminary	Final	Overall
1	Derry Keenan	*AUS 	Ope M	19.00	19.00	1000.00
2	Derry Ken	*AUS 	Ope M	17.90	17.40	942.11
3	Ball Fletcher	*AUS 	Ope M	17.50	17.20	921.05
4	Van Den Heuvel Luke	*AUS 	Ope M	17.10	17.20	905.26
5	Rogers Connor	*AUS 	Ope M	15.10	16.50	868.42
6	Paige Brendan	*AUS 	Ope M	14.30	16.30	857.89
7	O'Neill Peter	*AUS 	Ope M	15.40	15.30	810.53
8	Franks Benjamin	*AUS 	Ope M	16.20	13.70	852.63
9	Bryce Cody	*AUS 	Ope M	14.90	13.30	784.21







Women 2 Slalom Results

Homologation: Record capability

	Name	Country	Categ.	Preliminary	Final	Overall
1	Shaw Rachel	*AUS 	W2	2.20	2.60	1000.00
2	Davis Emily	*AUS 	W2	0.38	0.33	146.15




Men 2 Slalom Results

Homologation: Record capability

	Name	Country	Categ.	Preliminary	Final	Overall
1	Robertson Liam	*AUS 	M2	9.30	10.10	1000.00
2	Ellis Braden	*AUS 	M2	4.88	6.75	668.32
3	Daniel Jay	*AUS 	M2	9.00	6.20	891.09
4	Jefferay Mark	*AUS 	M2	6.53	6.20	646.53
5	Mceachan Trent	*AUS 	M2	8.25	6.10	816.83
6	Santarossa Matthew	*AUS 	M2	1.83	1.83	181.19


Men 1 Slalom Results

Homologation: Record capability

	Name	Country	Categ.	Preliminary	Final	Overall
1	Keleher Michael	*AUS 	M1	12.20	13.00	1000.00
2	Russell Zach	*AUS 	M1	12.30	12.00	946.15
3	Watters Zane	*AUS 	M1	8.80	7.20	676.92








Senior 1 Women Slalom Results

Homologation: Record capability

	Name	Country	Categ.	Preliminary	Final	Overall
1	Evans Natalie	*AUS 	Se1 F	1.60	2.08	1000.00



Senior 1 Men Slalom Results

Homologation: Record capability

	Name	Country	Categ.	Preliminary	Final	Overall
1	Earl Douglas	*AUS 	Se1 M	10.00	12.10	1000.00
2	Falk Grant	*AUS 	Se1 M	8.30	9.70	801.65
3	Andreatta Matt	*AUS 	Se1 M	7.13	8.45	698.35
4	Brook Ryan	*AUS 	Se1 M	5.00	6.45	533.06
5	Gray John	*AUS 	Se1 M	5.45	6.05	500.00
6	Knights David	*AUS 	Se1 M	0.88	4.00	330.58
7	Bruce Shaun	*AUS 	Se1 M	1.38	2.98	246.28



Senior Women Slalom Results

Homologation: Record capability

	Name	Country	Categ.	Preliminary	Final	Overall
1	Gibson Donna	*AUS 	Sen F	11.50	12.00	1000.00
2	Davis Katina	*AUS 	Sen F	10.10	3.00	841.67


Senior Men Slalom Results

Homologation: Record capability

	Name	Country	Categ.	Preliminary	Final	Overall
1	Greenwell Benjamin	*AUS 	Sen M	12.20	14.50	1000.00
2	Fyfe Mitchell	*AUS 	Sen M	9.60	9.80	675.86








Veteran Women Slalom Results

Homologation: Record capability

	Name	Country	Categ.	Preliminary	Final	Overall
1	Tresidder Katrina	*AUS 	Vet F	6.20	6.90	1000.00



Veteran Men Slalom Results

Homologation: Record capability

	Name	Country	Categ.	Preliminary	Final	Overall
1	O'Connor Michael	*AUS 	Vet M	8.90	12.00	1000.00
2	Tresidder Ian	*AUS 	Vet M	5.60	7.90	658.33
3	Murray Kevin	*AUS 	Vet M	6.00	7.75	645.83
4	Porter Glenn	*AUS 	Vet M	2.68	5.10	425.00
5	Bryce Paul	*AUS 	Vet M	3.80	3.88	323.33
6	Cox Daniel	*AUS 	Vet M	2.80	3.25	270.83
7	Cassells John	*AUS 	Vet M	3.00	1.53	250.00









Master Women Slalom Results

Homologation: Record capability

	Name	Country	Categ.	Preliminary	Final	Overall
1	Karan Tina	*AUS 	Mas F	2.60	3.08	1000.00
2	Gathercole Wendy	*AUS 	Mas F	2.10	2.63	853.90


Master Men Slalom Results

Homologation: Record capability

	Name	Country	Categ.	Preliminary	Final	Overall
1	Gathercole Daniel	*AUS 	Mas M	5.60	12.00	1000.00
2	Shumack Todd	*AUS 	Mas M	5.83	7.70	641.67
3	Hall Timothy	*AUS 	Mas M	6.90	7.50	625.00
4	Franks Peter	*AUS 	Mas M	5.80	6.80	566.67
5	Harries Paul	*AUS 	Mas M	7.10	6.00	591.67
6	Wilson Alan	*AUS 	Mas M	1.70	3.80	316.67
7	Chattaway Brendon	*AUS 	Mas M	3.05	2.90	254.17
8	Schultz Andrew	*AUS 	Mas M	1.90	2.43	202.50









Super Master Women Slalom Results

Homologation: Record capability

	Name	Country	Categ.	Preliminary	Final	Overall
1	Rayner Cathy	*AUS 	SMa F	1.38	2.18	1000.00




Super Masters Men Slalom Results

Homologation: Record capability

	Name	Country	Categ.	Preliminary	Final	Overall
1	Parsons Mark	*AUS 	SMa M	9.00	10.70	1000.00
2	McClung Peter	*AUS 	SMa M	9.00	10.10	943.93
3	Knight John	*AUS 	SMa M	6.38	5.55	596.26
4	Davis Geoff	*AUS 	SMa M	6.20	5.53	579.44
5	Homan Gary	*AUS 	SMa M	5.80	4.50	542.06
6	Scattergood Kevin	*AUS 	SMa M	3.75	3.73	350.47
7	Powell Tony	*AUS 	SMa M	2.10	2.30	214.95
8	Bruce Garry	*AUS 	SMa M	0.90	0.73	84.11



Grand Master Men Slalom Results

Homologation: Record capability

	Name	Country	Categ.	Preliminary	Final	Overall
1	Delaporte Barry	*AUS 	GMa M	2.50	5.28	981.41
2	Hurley Terry	*AUS 	GMa M	5.38	4.40	1000.00
3	Hutcheon Bruce	*AUS 	GMa M	4.03	3.88	749.07






Under 10 Boys Tricks Results

Homologation: Record capability

	Name	Country	Categ.	Preliminary	Final	Overall
1	Fyfe Cooper	*AUS 	U10	150	300	1000.00
2	Earl Billy	*AUS 	U10	50	80	266.67








Sub Junior Girls Tricks Results

Homologation: Record capability

	Name	Country	Categ.	Preliminary	Final	Overall
1	Earl Piper	*AUS 	U14 F	440	450	1000.00
2	Stephenson Dayna	*AUS 	U14 F	300	450	1000.00
3	Wright Remmy	*AUS 	U14 F	220	270	600.00
4	Driscoll Ruby	*AUS 	U14 F	50	90	200.00
5	Earl Isla	*AUS 	U14 F	50	60	133.33




Sub Junior Boys Tricks Results

Homologation: Record capability

	Name	Country	Categ.	Preliminary	Final	Overall
1	Molford Mark	*AUS 	U14 M	1600	1790	1000.00
2	Molford Justin	*AUS 	U14 M	1160	1680	938.55
3	Peebles Zeke	*AUS 	U14 M	1550	1570	877.09
4	Driscoll Rhys	*AUS 	U14 M	1330	1180	743.02
5	Hanckel Archie	*AUS 	U14 M	1330	840	743.02
6	Taylor Sam	*AUS 	U14 M	570	650	363.13
7	Van Den Heuvel Jackson	*AUS 	U14 M	680	580	379.89






Junior Girls Tricks Results

Homologation: Record capability

	Name	Country	Categ.	Preliminary	Final	Overall
1	Jack Lindsie	*AUS 	Jun F	1240	1220	1000.00
2	Keen Elle	*AUS 	Jun F	1230	750	991.94
3	Stephenson Jessa	*AUS 	Jun F	600	340	483.87






Junior Boys Tricks Results

Homologation: Record capability

	Name	Country	Categ.	Preliminary	Final	Overall
1	Duncan Toby	*AUS 	Jun M	2370	1760	1000.00
2	Wright Jarvis	*AUS 	Jun M	1280	1450	611.81
3	Wilschut Kai	*AUS 	Jun M	1080	1230	518.99
4	Peebles Ayden	*AUS 	Jun M	1050	810	443.04
5	Pohl Jackson	*AUS 	Jun M	680	650	286.92




Under 23 Women Tricks Results

Homologation: Record capability

	Name	Country	Categ.	Preliminary	Final	Overall
1	Peebles Zali	*AUS 	U23 F	1780	2010	1000.00
2	Peebles Macy	*AUS 	U23 F	1430	1360	711.44
3	Hicks Abbey	*AUS 	U23 F	1180	1230	611.94
4	Duncan Zohie	*AUS 	U23 F	530	600	298.51
5	Bryce Teagan	*AUS 	U23 F	370	50	184.08




Under 23 Men Tricks Results

Homologation: Record capability

	Name	Country	Categ.	Preliminary	Final	Overall
1	Roberts Thomas	*AUS 	U23 M	2880	2000	1000.00
2	Raglus Mike	*AUS 	U23 M	1900	1900	659.72
3	Birch Coen	*AUS 	U23 M	1240	400	430.56










Open Women Tricks Results

Homologation: Record capability

	Name	Country	Categ.	Preliminary	Final	Overall
1	Mcclung Elaina	*AUS 	Ope F	1410	2100	1000.00
2	Hicks Macey	*AUS 	Ope F	1550	1650	785.71
3	Blank Kelly	*AUS 	Ope F	1900	1500	904.76



Open Men Tricks Results

Homologation: Record capability

	Name	Country	Categ.	Preliminary	Final	Overall
1	Paige Brendan	*AUS 	Ope M	9110	11210	1000.00
2	Derry Keenan	*AUS 	Ope M	10200	9700	909.90
3	Ball Fletcher	*AUS 	Ope M	7830	7680	698.48
4	Rogers Connor	*AUS 	Ope M	6850	6350	611.06
5	Van Den Heuvel Luke	*AUS 	Ope M	3030	5630	502.23
6	Franks Benjamin	*AUS 	Ope M	3230	5400	481.71
7	Derry Ken	*AUS 	Ope M	4060	3530	362.18
8	Bryce Cody	*AUS 	Ope M	4460	2000	397.86
9	O'Neill Peter	*AUS 	Ope M	2750		245.32







Women 2 Tricks Results

Homologation: Record capability

	Name	Country	Categ.	Preliminary	Final	Overall
1	Shaw Rachel	*AUS 	W2	500	500	1000.00
2	Davis Emily	*AUS 	W2	170	200	400.00




Men 2 Tricks Results

Homologation: Record capability

	Name	Country	Categ.	Preliminary	Final	Overall
1	Robertson Liam	*AUS 	M2	1250	1390	1000.00
2	Daniel Jay	*AUS 	M2	560	1300	935.25
3	Mceachan Trent	*AUS 	M2	810	750	582.73
4	Ellis Braden	*AUS 	M2	1050	700	755.40
5	Jefferay Mark	*AUS 	M2	530	430	381.29
6	Santarossa Matthew	*AUS 	M2	200	300	215.83


Men 1 Tricks Results

Homologation: Record capability

	Name	Country	Categ.	Preliminary	Final	Overall
1	Russell Zach	*AUS 	M1	810	2410	1000.00
2	Keleher Michael	*AUS 	M1	1800	2000	829.88
3	Watters Zane	*AUS 	M1	1620	600	672.20








Senior 1 Women Tricks Results

Homologation: Record capability

	Name	Country	Categ.	Preliminary	Final	Overall
1	Evans Natalie	*AUS 	Se1 F	350	300	1000.00



Senior 1 Men Tricks Results

Homologation: Record capability

	Name	Country	Categ.	Preliminary	Final	Overall
1	Earl Douglas	*AUS 	Se1 M	1430	1280	1000.00
2	Bruce Shaun	*AUS 	Se1 M	550	890	622.38
3	Knights David	*AUS 	Se1 M	740	810	566.43
4	Andreatta Matt	*AUS 	Se1 M	970	610	678.32
5	Brook Ryan	*AUS 	Se1 M	380	580	405.59
6	Gray John	*AUS 	Se1 M	360	310	251.75
7	Falk Grant	*AUS 	Se1 M	600		419.58



Senior Women Tricks Results

Homologation: Record capability

	Name	Country	Categ.	Preliminary	Final	Overall
1	Davis Katina	*AUS 	Sen F	1610	2020	1000.00
2	Gibson Donna	*AUS 	Sen F	1740	1330	861.39


Senior Men Tricks Results

Homologation: Record capability

	Name	Country	Categ.	Preliminary	Final	Overall
1	Greenwell Benjamin	*AUS 	Sen M	1150	1680	1000.00
2	Fyfe Mitchell	*AUS 	Sen M	1230	1630	970.24








Veteran Women Tricks Results

Homologation: Record capability

	Name	Country	Categ.	Preliminary	Final	Overall
1	Tresidder Katrina	*AUS 	Vet F	280	450	1000.00



Veteran Men Tricks Results

Homologation: Record capability

	Name	Country	Categ.	Preliminary	Final	Overall
1	O'Connor Michael	*AUS 	Vet M	1270	1220	1000.00
2	Murray Kevin	*AUS 	Vet M	990	930	779.53
3	Tresidder Ian	*AUS 	Vet M	930	850	732.28
4	Porter Glenn	*AUS 	Vet M	660	650	519.69
5	Cassells John	*AUS 	Vet M	430	440	346.46
6	Bryce Paul	*AUS 	Vet M	480	390	377.95
7	Cox Daniel	*AUS 	Vet M	140	140	110.24









Master Women Tricks Results

Homologation: Record capability

	Name	Country	Categ.	Preliminary	Final	Overall
1	Karan Tina	*AUS 	Mas F	300	250	1000.00
2	Gathercole Wendy	*AUS 	Mas F	170	250	833.33

Master Men Tricks Results


Homologation: Record capability

	Name	Country	Categ.	Preliminary	Final	Overall
1	Gathercole Daniel	*AUS 	Mas M	1500	1650	1000.00
2	Harries Paul	*AUS 	Mas M	1550	1630	987.88
3	Franks Peter	*AUS 	Mas M	670	670	406.06
4	Hall Timothy	*AUS 	Mas M	910	620	551.52
5	Shumack Todd	*AUS 	Mas M	330	330	200.00
6	Wilson Alan	*AUS 	Mas M	310	320	193.94
7	Schultz Andrew	*AUS 	Mas M	70	150	90.91
8	Chattaway Brendon	*AUS 	Mas M	720		436.36

Super Master Women Tricks Results









Homologation: Record capability

	Name	Country	Categ.	Preliminary	Final	Overall
--	------	---------	--------	-------------	-------	---------

	Name	Country	Categ.	Preliminary	Final	Overall
1	Rayner Cathy	*AUS 	SMa F	290	290	1000.00




Super Masters Men Tricks Results

Homologation: Record capability

	Name	Country	Categ.	Preliminary	Final	Overall
1	Parsons Mark	*AUS 	SMa M	1380	1360	1000.00
2	Homan Gary	*AUS 	SMa M	1120	840	811.59
3	Bruce Garry	*AUS 	SMa M	520	520	376.81
4	Scattergood Kevin	*AUS 	SMa M	520	500	376.81
5	Knight John	*AUS 	SMa M	320	470	340.58
6	Powell Tony	*AUS 	SMa M	460	210	333.33
7	Davis Geoff	*AUS 	SMa M	710		514.49
8	Mcclung Peter	*AUS 	SMa M	600	0	434.78



Grand Master Men Tricks Results

Homologation: Record capability

	Name	Country	Categ.	Preliminary	Final	Overall
1	Delaporte Barry	*AUS 	GMa M	220	760	1000.00
2	Hurley Terry	*AUS 	GMa M	600	390	789.47
3	Hutcheon Bruce	*AUS 	GMa M	500	300	657.89



Sub Junior Boys Jump Results

Homologation: Record capability

	Name	Country	Categ.	Preliminary	Final	Overall
1	Driscoll Rhys	*AUS 	U14 M	8.2m	9.6m	979.59
2	Peebles Zeke	*AUS 	U14 M	9.8m	9.5m	1000.00




Junior Girls Jump Results

Homologation: Record capability

	Name	Country	Categ.	Preliminary	Final	Overall
1	Keen Elle	*AUS 	Jun F	7.5m	7.8m	1000.00
2	Jack Lindsie	*AUS 	Jun F	7.4m	7.2m	948.72




Junior Boys Jump Results

Homologation: Record capability

	Name	Country	Categ.	Preliminary	Final	Overall
1	Duncan Toby	*AUS 	Jun M	14.5m	15.1m	1000.00
2	Wilschut Kai	*AUS 	Jun M	8.8m	11.1m	735.10
3	Peebles Ayden	*AUS 	Jun M	7.9m	7.6m	523.18




Under 23 Women Jump Results

Homologation: Record capability

	Name	Country	Categ.	Preliminary	Final	Overall
1	Peebles Zali	*AUS 	U23 F	7.2m	8.4m	893.62
2	Peebles Macy	*AUS 	U23 F	9.4m	8.0m	1000.00
3	Hicks Abbey	*AUS 	U23 F	6.1m	7.1m	755.32




Under 23 Men Jump Results

Homologation: Record capability

	Name	Country	Categ.	Preliminary	Final	Overall
1	Roberts Thomas	*AUS 	U23 M	18.2m	18.3m	1000.00
2	Raglus Mike	*AUS 	U23 M	10.5m	14.2m	775.96
3	Birch Coen	*AUS 	U23 M	11.7m	13.7m	748.63










Open Women Jump Results

Homologation: Record capability

	Name	Country	Categ.	Preliminary	Final	Overall
1	Hicks Macey	*AUS 	Ope F	9.5m	11.1m	1000.00
2	Mcclung Elaina	*AUS 	Ope F	6.5m	6.6m	594.59
3	Blank Kelly	*AUS 	Ope F	0.00m		



Open Men Jump Results

Homologation: Record capability

	Name	Country	Categ.	Preliminary	Final	Overall
1	Van Den Heuvel Luke	*AUS 	Ope M	24.1m	24.9m	1000.00
2	Derry Keenan	*AUS 	Ope M	23.4m	24.8m	995.98
3	Franks Benjamin	*AUS 	Ope M	21.8m	24.7m	991.97
4	Rogers Connor	*AUS 	Ope M	23.1m	23.7m	951.81
5	Ball Fletcher	*AUS 	Ope M	21.1m	23.2m	931.73
6	Paige Brendan	*AUS 	Ope M	21.6m	22.5m	903.61
7	Derry Ken	*AUS 	Ope M	20.3m	21.9m	879.52
8	Bryce Cody	*AUS 	Ope M	20.5m		823.29
9	O'Neill Peter	*AUS 	Ope M	19.5m		783.13


Men 1 Jump Results

Homologation: Record capability

	Name	Country	Categ.	Preliminary	Final	Overall
1	Keleher Michael	*AUS 	M1	17.2m	16.7m	1000.00
2	Watters Zane	*AUS 	M1	9.3m	9.3m	540.70



Senior Women Jump Results

Homologation: Record capability






	Name	Country	Categ.	Preliminary	Final	Overall
1	Davis Katina	*AUS 	Sen F	4.3m	6.6m	1000.00

Senior Men Jump Results








Homologation: Record capability

	Name	Country	Categ.	Preliminary	Final	Overall
1	Greenwell Benjamin	*AUS 	Sen M	20.4m	18.0m	1000.00
2	Fyfe Mitchell	*AUS 	Sen M	9.3m	9.6m	470.59




Sub Junior Girls Overall Results

	Name	Country	Categ.	Slalom	Tricks	Jump	Overall
1	Stephenson Dayna	*AUS 	U14 F	1000.00	1000.00		2000.00
2	Earl Piper	*AUS 	U14 F	555.56	1000.00		1555.56
3	Wright Remmy	*AUS 	U14 F	206.09	600.00		806.09
4	Earl Isla	*AUS 	U14 F	385.30	133.33		518.63
5	Driscoll Ruby	*AUS 	U14 F		200.00		200.00






Sub Junior Boys Overall Results

	Name	Country	Categ.	Slalom	Tricks	Jump	Overall
1	Molford Mark	*AUS 	U14 M	1000.00	1000.00		2000.00
2	Hanckel Archie	*AUS 	U14 M	1000.00	743.02		1743.02
3	Peebles Zeke	*AUS 	U14 M	857.14	877.09	1000.00	1734.23
4	Molford Justin	*AUS 	U14 M	758.24	938.55		1696.79
5	Driscoll Rhys	*AUS 	U14 M	681.32	743.02	979.59	1424.34
6	Van Den Heuvel Jackson	*AUS 	U14 M	708.79	379.89		1088.68
7	Taylor Sam	*AUS 	U14 M	371.43	363.13		734.56






Junior Girls Overall Results

	Name	Country	Categ.	Slalom	Tricks	Jump	Overall
1	Jack Lindsie	*AUS 	Jun F	1000.00	1000.00	948.72	2948.72
2	Keen Elle	*AUS 	Jun F	800.00	991.94	1000.00	2791.94
3	Stephenson Jessa	*AUS 	Jun F	437.50	483.87		921.37




Junior Boys Overall Results

	Name	Country	Categ.	Slalom	Tricks	Jump	Overall
1	Duncan Toby	*AUS 	Jun M	1000.00	1000.00	1000.00	3000.00
2	Wilschut Kai	*AUS 	Jun M	544.35	518.99	735.10	1798.44
3	Peebles Ayden	*AUS 	Jun M	675.81	443.04	523.18	1642.03
4	Wright Jarvis	*AUS 	Jun M	500.00	611.81		1111.81
5	Pohl Jackson	*AUS 	Jun M	478.23	286.92		765.15




Under 23 Women Overall Results

	Name	Country	Categ.	Slalom	Tricks	Jump	Overall
1	Peebles Zali	*AUS 	U23 F	1000.00	1000.00	893.62	2893.62
2	Peebles Macy	*AUS 	U23 F	892.47	711.44	1000.00	2603.91
3	Hicks Abbey	*AUS 	U23 F	795.70	611.94	755.32	2162.96
4	Duncan Zohie	*AUS 	U23 F	626.88	298.51		925.39
5	Bryce Teagan	*AUS 	U23 F	401.08	184.08		585.16










Under 23 Men Overall Results

	Name	Country	Categ.	Slalom	Tricks	Jump	Overall
1	Roberts Thomas	*AUS 	U23 M	1000.00	1000.00	1000.00	3000.00
2	Raglus Mike	*AUS 	U23 M	992.54	659.72	775.96	2428.22
3	Birch Coen	*AUS 	U23 M	798.51	430.56	748.63	1977.70



Open Women Overall Results

	Name	Country	Categ.	Slalom	Tricks	Jump	Overall
1	Hicks Macey	*AUS 	Ope F	906.78	785.71	1000.00	2692.49
2	Mcclung Elaina	*AUS 	Ope F	1000.00	1000.00	594.59	2594.59
3	Blank Kelly	*AUS 	Ope F	1000.00	904.76		1904.76







Open Men Overall Results

	Name	Country	Categ.	Slalom	Tricks	Jump	Overall
1	Derry Keenan	*AUS 	Ope M	1000.00	909.90	995.98	2905.88
2	Paige Brendan	*AUS 	Ope M	857.89	1000.00	903.61	2761.50
3	Ball Fletcher	*AUS 	Ope M	921.05	698.48	931.73	2551.26
4	Rogers Connor	*AUS 	Ope M	868.42	611.06	951.81	2431.29
5	Van Den Heuvel Luke	*AUS 	Ope M	905.26	502.23	1000.00	2407.49
6	Franks Benjamin	*AUS 	Ope M	852.63	481.71	991.97	2326.31
7	Derry Ken	*AUS 	Ope M	942.11	362.18	879.52	2183.81
8	Bryce Cody	*AUS 	Ope M	784.21	397.86	823.29	2005.36
9	O'Neill Peter	*AUS 	Ope M	810.53	245.32	783.13	1838.98




Women 2 Overall Results

	Name	Country	Categ.	Slalom	Tricks	Jump	Overall
1	Shaw Rachel	*AUS 	W2	1000.00	1000.00		2000.00
2	Davis Emily	*AUS 	W2	146.15	400.00		546.15


Men 2 Overall Results

	Name	Country	Categ.	Slalom	Tricks	Jump	Overall
1	Robertson Liam	*AUS 	M2	1000.00	1000.00		2000.00
2	Daniel Jay	*AUS 	M2	891.09	935.25		1826.34
3	Ellis Braden	*AUS 	M2	668.32	755.40		1423.72
4	Mceachan Trent	*AUS 	M2	816.83	582.73		1399.56
5	Jefferay Mark	*AUS 	M2	646.53	381.29		1027.82
6	Santarossa Matthew	*AUS 	M2	181.19	215.83		397.02








Men 1 Overall Results

	Name	Country	Categ.	Slalom	Tricks	Jump	Overall
1	Keleher Michael	*AUS 	M1	1000.00	829.88	1000.00	2829.88
2	Russell Zach	*AUS 	M1	946.15	1000.00		1946.15
3	Watters Zane	*AUS 	M1	676.92	672.20	540.70	1889.82



Senior 1 Women Overall Results

	Name	Country	Categ.	Slalom	Tricks	Jump	Overall
1	Evans Natalie	*AUS 	Se1 F	1000.00	1000.00		2000.00



Senior 1 Men Overall Results

	Name	Country	Categ.	Slalom	Tricks	Jump	Overall
1	Earl Douglas	*AUS 	Se1 M	1000.00	1000.00		2000.00
2	Andreatta Matt	*AUS 	Se1 M	698.35	678.32		1376.67
3	Falk Grant	*AUS 	Se1 M	801.65	419.58		1221.23
4	Brook Ryan	*AUS 	Se1 M	533.06	405.59		938.65
5	Knights David	*AUS 	Se1 M	330.58	566.43		897.01
6	Bruce Shaun	*AUS 	Se1 M	246.28	622.38		868.66
7	Gray John	*AUS 	Se1 M	500.00	251.75		751.75


Senior Women Overall Results

	Name	Country	Categ.	Slalom	Tricks	Jump	Overall
1	Davis Katina	*AUS 	Sen F	841.67	1000.00	1000.00	2841.67
2	Gibson Donna	*AUS 	Sen F	1000.00	861.39		1861.39








Senior Men Overall Results

	Name	Country	Categ.	Slalom	Tricks	Jump	Overall
1	Greenwell Benjamin	*AUS 	Sen M	1000.00	1000.00	1000.00	3000.00
2	Fyfe Mitchell	*AUS 	Sen M	675.86	970.24	470.59	2116.69



Veteran Women Overall Results

	Name	Country	Categ.	Slalom	Tricks	Jump	Overall
1	Tresidder Katrina	*AUS 	Vet F	1000.00	1000.00		2000.00









Veteran Men Overall Results

	Name	Country	Categ.	Slalom	Tricks	Jump	Overall
1	O'Connor Michael	*AUS 	Vet M	1000.00	1000.00		2000.00
2	Murray Kevin	*AUS 	Vet M	645.83	779.53		1425.36
3	Tresidder Ian	*AUS 	Vet M	658.33	732.28		1390.61
4	Porter Glenn	*AUS 	Vet M	425.00	519.69		944.69
5	Bryce Paul	*AUS 	Vet M	323.33	377.95		701.28
6	Cassells John	*AUS 	Vet M	250.00	346.46		596.46
7	Cox Daniel	*AUS 	Vet M	270.83	110.24		381.07

Master Women Overall Results


	Name	Country	Categ.	Slalom	Tricks	Jump	Overall
1	Karan Tina	*AUS 	Mas F	1000.00	1000.00		2000.00
2	Gathercole Wendy	*AUS 	Mas F	853.90	833.33		1687.23

Master Men Overall Results









	Name	Country	Categ.	Slalom	Tricks	Jump	Overall
1	Gathercole Daniel	*AUS 	Mas M	1000.00	1000.00		2000.00
2	Harries Paul	*AUS 	Mas M	591.67	987.88		1579.55
3	Hall Timothy	*AUS 	Mas M	625.00	551.52		1176.52
4	Franks Peter	*AUS 	Mas M	566.67	406.06		972.73
5	Shumack Todd	*AUS 	Mas M	641.67	200.00		841.67
6	Chattaway Brendon	*AUS 	Mas M	254.17	436.36		690.53
7	Wilson Alan	*AUS 	Mas M	316.67	193.94		510.61
8	Schultz Andrew	*AUS 	Mas M	202.50	90.91		293.41

Super Master Women Overall Results




	Name	Country	Categ.	Slalom	Tricks	Jump	Overall
--	------	---------	--------	--------	--------	------	---------

	Name	Country	Categ.	Slalom	Tricks	Jump	Overall
1	Rayner Cathy	*AUS 	SMa F	1000.00	1000.00		2000.00

Super Masters Men Overall Results

	Name	Country	Categ.	Slalom	Tricks	Jump	Overall
1	Parsons Mark	*AUS 	SMa M	1000.00	1000.00		2000.00
2	Mcclung Peter	*AUS 	SMa M	943.93	434.78		1378.71
3	Homan Gary	*AUS 	SMa M	542.06	811.59		1353.65
4	Davis Geoff	*AUS 	SMa M	579.44	514.49		1093.93
5	Knight John	*AUS 	SMa M	596.26	340.58		936.84
6	Scattergood Kevin	*AUS 	SMa M	350.47	376.81		727.28
7	Powell Tony	*AUS 	SMa M	214.95	333.33		548.28
8	Bruce Garry	*AUS 	SMa M	84.11	376.81		460.92

Grand Master Men Overall Results

	Name	Country	Categ.	Slalom	Tricks	Jump	Overall
1	Delaporte Barry	*AUS 	GMa M	981.41	1000.00		1981.41
2	Hurley Terry	*AUS 	GMa M	1000.00	789.47		1789.47
3	Hutcheon Bruce	*AUS 	GMa M	749.07	657.89		1406.96

Chief Judge
Blaauw Geoff

Homologator
Mann Davis, Katina, Hall Timothy, Molford Ruth, Parsons Mark

Scorer