











Men C Slalom Results

Homologation: Record capability

	Name	Country	Categ.	Round 1	Round 2	Overall
1	Rauscher Kevin	*USA 	OpC M	8.20		1000.00
2	Miller James	*USA 	OpC M	6.55		798.78
3	Boerman Dan	*USA 	OpC M	6.03		735.37
4	Hinrichs Robert	*USA 	OpC M	3.70		451.22
5	Kirkland Kevin	*USA 	OpC M	3.38		412.20
6	Leuck Jay	*USA 	OpC M	3.23		393.90
7	Yoder Darrin	*USA 	OpC M	3.15		384.15
8	Muccino Dave	*USA 	OpC M	2.15		262.20



International Women Slalom Results

Homologation: Record capability

	Name	Country	Categ.	Round 1	Round 2	Overall
1	Blank Kelly	*AUS 	Int F	13.40	13.40	1000.00
2	Nadalín Christina	*CAN 	Int F	2.60	2.50	194.03







Open Women Slalom Results

Homologation: Record capability

	Name	Country	Categ.	Round 1	Round 2	Overall
1	Adams Megan	*USA 	Ope F	11.40	11.50	1000.00
2	Jones Larson Teri	*USA 	Ope F	9.20	9.20	800.00


Open Men Slalom Results

Homologation: Record capability

	Name	Country	Categ.	Round 1	Round 2	Overall
1	Cyr Orval	*USA 	Ope M	15.10	14.80	1000.00
2	Martin Andrew	*USA 	Ope M	13.40	14.20	940.40
3	Coryer Eric	*USA 	Ope M	12.90	12.30	854.30
4	Heeney Brian	*USA 	Ope M	13.70	11.80	907.28
5	Ehlers Blake	USA 	Ope M	12.60		834.44
5	Jordan Douglas	*USA 	Ope M	12.60		834.44






International Men Slalom Results





Homologation: Record capability

	Name	Country	Categ.	Round 1	Round 2	Overall
1	Leigh William	*NZL 	Int M	15.80	15.80	1000.00

Open Pro Men Slalom Results


Homologation: Record capability

	Name	Country	Categ.	Round 1	Round 2	Overall
1	Meskers Broderick	*USA 	Pro M	19.20	18.70	1000.00
2	Swanbom Brett	*USA 	Pro M	19.20	18.50	1000.00
3	Lovato Joseph	*USA 	Pro M	18.00	17.20	937.50
4	Stokes Paul	*USA 	Pro M	16.80	16.80	875.00
5	Caruso Mikey	*USA 	Pro M	16.00	16.40	854.17

	Name	Country	Categ.	Round 1	Round 2	Overall
6	Kinnaman Noah	*USA 	Pro M	17.10		890.62
7	Boerman Carter	*USA 	Pro M	15.60		812.50
8	Farrell William	*USA 	Pro M	15.40		802.08
9	Kanawyer Jerry	*USA 	Pro M	13.70		713.54


Super Veteran Women Slalom Results

Homologation: Record capability

	Name	Country	Categ.	Round 1	Round 2	Overall
1	Carlson Sharon	*USA 	SuV F	1.90		1000.00


Senior Women Slalom Results

Homologation: Record capability

	Name	Country	Categ.	Round 1	Round 2	Overall
1	Jackson Carol	*USA 	Sen F	1.30		1000.00




Master Women Slalom Results

Homologation: Record capability

	Name	Country	Categ.	Round 1	Round 2	Overall
1	Klein Vicki	*USA 	Mas F	0.13		1000.00



Women B Slalom Results

Homologation: Record capability

	Name	Country	Categ.	Round 1	Round 2	Overall
1	Dean Deanna	USA 	OpB F	3.20		1000.00
2	Hartwig Stokes Heather	*USA 	OpB F	3.10		968.75
3	Quayl Lawana	*USA 	OpB F	0.93		290.62





Women A Slalom Results

Homologation: Record capability

	Name	Country	Categ.	Round 1	Round 2	Overall
1	Gilman Betsy	*USA 	OpA F	8.40		1000.00
2	Lovato Lynae	*USA 	OpA F	3.60		428.57


Master Men Slalom Results


Homologation: Record capability

	Name	Country	Categ.	Round 1	Round 2	Overall
1	Klein Ted	*USA 	Mas M	9.50		1000.00
2	Stone Lee	*USA 	Mas M	5.70		600.00
3	Molepske Michael	*USA 	Mas M	5.50		578.95
4	Martin Clifton	*USA 	Mas M	3.25		342.11

Super Veteran Men Slalom Results



Homologation: Record capability

	Name	Country	Categ.	Round 1	Round 2	Overall
1	Brisco Mike	*USA 	SuV M	3.43		1000.00

	Name	Country	Categ.	Round 1	Round 2	Overall
2	Hager Al	*USA 	SuV M	2.93		854.23










Veteran Men Slalom Results

Homologation: Record capability

	Name	Country	Categ.	Round 1	Round 2	Overall
1	Cornish John	*USA 	Vet M	10.00		1000.00
2	Burrish Gene	*USA 	Vet M	6.90		690.00










Senior Men Slalom Results

Homologation: Record capability

	Name	Country	Categ.	Round 1	Round 2	Overall
1	Rollins James	*USA 	Sen M	11.00		1000.00
2	Taurus Jimmy	*USA 	Sen M	9.80		890.91
3	Sheppard Rod	*USA 	Sen M	8.50		772.73
4	Knapp Joseph	*USA 	Sen M	7.00		636.36
5	Ellis Matt	*USA 	Sen M	6.00		545.45
5	Kinnear Glenn	*USA 	Sen M	6.00		545.45
7	Wicks Daniel	*USA 	Sen M	3.88		352.73
8	Bender Chuck	*USA 	Sen M	3.70		336.36
9	Shank Mark	*USA 	Sen M	3.25		295.45








Men B Slalom Results

Homologation: Record capability

	Name	Country	Categ.	Round 1	Round 2	Overall
1	Reynolds Ken	*USA 	OpB M	9.90		1000.00
2	Smith Lance	*USA 	OpB M	9.60		969.70
3	Page Adam	*USA 	OpB M	7.70		777.78
4	Birch Kellen	*USA 	OpB M	7.63		770.71
5	Claude Francois	*USA 	OpB M	7.13		720.20
5	Garrity John	*USA 	OpB M	7.13		720.20
7	Klutz Paul	*USA 	OpB M	6.98		705.05
8	Heeney Neil	*USA 	OpB M	6.38		644.44
9	Hayes Ryan	*USA 	OpB M	3.10		313.13


Men A Slalom Results

Homologation: Record capability

	Name	Country	Categ.	Round 1	Round 2	Overall
1	Ripp Brad	*USA 	OpA M	13.00		1000.00
2	Yoder Michael	*USA 	OpA M	11.70		900.00
3	Fipps Todd	*USA 	OpA M	11.20		861.54
4	Qualey Sean	*USA 	OpA M	11.00		846.15
5	Wheeler David	*USA 	OpA M	10.60		815.38
6	Schoenke Mike	*USA 	OpA M	9.50		730.77
7	Edwards Trey	*USA 	OpA M	8.20		630.77


Girls B Slalom Results

Homologation: Record capability

	Name	Country	Categ.	Round 1	Round 2	Overall
1	Koehn Mackenzy	*USA 	Grl B	1.63		1000.00




Girls A Slalom Results

Homologation: Record capability

	Name	Country	Categ.	Round 1	Round 2	Overall
1	Bruns Amara	*USA 	Grl A	9.10		1000.00






Boys B Slalom Results

Homologation: Record capability

	Name	Country	Categ.	Round 1	Round 2	Overall
1	Harrington Logan	*USA 	BoysB	3.83		1000.00
2	Koehn Joseph	*USA 	BoysB	2.80		731.07
3	Kirkland Hayden	*USA 	BoysB	0.30		78.33









Boys A Slalom Results

Homologation: Record capability

	Name	Country	Categ.	Round 1	Round 2	Overall
1	Cyr Martin	*USA 	BoysA	10.20		1000.00
2	Schattschneider Owen	*USA 	BoysA	9.60		941.18
3	Bruns James	*USA 	BoysA	7.60		745.10
4	Odermann Grant	*USA 	BoysA	6.45		632.35
5	Morse Trey	*USA 	BoysA	5.50		539.22



Men A Tricks Results

Homologation: Record capability

	Name	Country	Categ.	Round 1	Round 2	Overall
1	Coryer Eric	*USA 	OpA M	2680		1000.00
2	Edwards Trey	*USA 	OpA M	2430		906.72
3	Martin Andrew	*USA 	OpA M	2200		820.90
4	Qualey Sean	*USA 	OpA M	2190		817.16
5	Ehlers Blake	*USA 	OpA M	2060		768.66
6	Fipps Todd	*USA 	OpA M	2050		764.93
7	Stokes Paul	*USA 	OpA M	0		
7	Yoder Michael	*USA 	OpA M	0		




Women B Tricks Results

Homologation: Record capability

	Name	Country	Categ.	Round 1	Round 2	Overall
1	Dean Deanna	USA 	OpB F	460		1000.00
2	Quayl Lawana	*USA 	OpB F	140		304.35


Women A Tricks Results

Homologation: Record capability

	Name	Country	Categ.	Round 1	Round 2	Overall
1	Gilman Betsy	*USA 	OpA F	960		1000.00
2	Hartwig Stokes Heather	*USA 	OpA F	870		906.25
3	Lovato Lynae	*USA 	OpA F	560		583.33


Super Veteran Women Tricks Results

Homologation: Record capability

	Name	Country	Categ.	Round 1	Round 2	Overall
1	Carlson Sharon	*USA 	SuV F	400		1000.00


Senior Women Tricks Results

Homologation: Record capability

	Name	Country	Categ.	Round 1	Round 2	Overall
1	Jackson Carol	*USA 	Sen F	1150		1000.00










Master Women Tricks Results

Homologation: Record capability

	Name	Country	Categ.	Round 1	Round 2	Overall
1	Klein Vicki	*USA 	Mas F	650		1000.00



Senior Men Tricks Results

Homologation: Record capability

	Name	Country	Categ.	Round 1	Round 2	Overall
1	Kinnear Glenn	*USA 	Sen M	1110		1000.00
2	Taurus Jimmy	*USA 	Sen M	700		630.63
3	Rollins James	*USA 	Sen M	660		594.59
4	Ellis Matt	*USA 	Sen M	650		585.59
5	Sheppard Rod	*USA 	Sen M	600		540.54
6	Wicks Daniel	*USA 	Sen M	570		513.51
7	Knapp Joseph	*USA 	Sen M	450		405.41
8	Shank Mark	*USA 	Sen M	300		270.27
9	Bender Chuck	*USA 	Sen M	170		153.15



Super Veteran Men Tricks Results

Homologation: Record capability

	Name	Country	Categ.	Round 1	Round 2	Overall
1	Brisco Mike	*USA 	SuV M	610		1000.00
2	Hager Al	*USA 	SuV M	180		295.08



Veteran Men Tricks Results



Homologation: Record capability

	Name	Country	Categ.	Round 1	Round 2	Overall
1	Cornish John	*USA 	Vet M	980		1000.00
2	Burris Gene	*USA 	Vet M	820		836.73

Master Men Tricks Results











Homologation: Record capability

	Name	Country	Categ.	Round 1	Round 2	Overall
1	Molepske Michael	*USA 	Mas M	1400		1000.00
2	Klein Ted	*USA 	Mas M	940		671.43

	Name	Country	Categ.	Round 1	Round 2	Overall
3	Stone Lee	*USA 	Mas M	530		378.57
4	Martin Clifton	*USA 	Mas M	460		328.57











Men C Tricks Results

Homologation: Record capability

	Name	Country	Categ.	Round 1	Round 2	Overall
1	Klutz Paul	*USA 	OpC M	750		1000.00
2	Claude Francois	*USA 	OpC M	700		933.33
3	Yoder Darrin	*USA 	OpC M	660		880.00
4	Boerman Dan	*USA 	OpC M	400		533.33
5	Miller James	*USA 	OpC M	360		480.00
6	Heeney Neil	*USA 	OpC M	350		466.67
6	Muccino Dave	*USA 	OpC M	350		466.67
8	Hinrichs Robert	*USA 	OpC M	280		373.33
9	Kirkland Kevin	*USA 	OpC M	230		306.67
10	Leuck Jay	*USA 	OpC M	200		266.67



Men B Tricks Results

Homologation: Record capability

	Name	Country	Categ.	Round 1	Round 2	Overall
1	Smith Lance	*USA 	OpB M	1410		1000.00
2	Reynolds Ken	*USA 	OpB M	1260		893.62
3	Ripp Brad	*USA 	OpB M	1250		886.52
4	Rauscher Kevin	USA 	OpB M	1000		709.22
5	Wheeler David	*USA 	OpB M	980		695.04
6	Hayes Ryan	*USA 	OpB M	800		567.38
6	Schoenke Mike	*USA 	OpB M	800		567.38
8	Page Adam	*USA 	OpB M	700		496.45
9	Garrity John	*USA 	OpB M	650		460.99
10	Birch Kellen	*USA 	OpB M	350		248.23




International Women Tricks Results

Homologation: Record capability

	Name	Country	Categ.	Round 1	Round 2	Overall
1	Blank Kelly	*AUS 	Int F	2100	2100	1000.00
2	Nadalin Christina	*CAN 	Int F	320	600	285.71



Open Women Tricks Results




Homologation: Record capability

	Name	Country	Categ.	Round 1	Round 2	Overall
1	Adams Megan	*USA 	Ope F	1750	2400	1000.00
2	Jones Larson Teri	*USA 	Ope F	1900	2200	916.67
3	Bruns Amara	*USA 	Ope F	1730	1780	741.67

Open Men Tricks Results


Homologation: Record capability

	Name	Country	Categ.	Round 1	Round 2	Overall
1	Kanawyer Jerry	*USA 	Ope M	3600	2700	1000.00
2	Heeney Brian	*USA 	Ope M	2350	2300	652.78

	Name	Country	Categ.	Round 1	Round 2	Overall
3	Lovato Joseph	*USA 	Ope M	1810	1810	502.78
4	Cyr Martin	*USA 	Ope M	1450	700	402.78
5	Jordan Douglas	*USA 	Ope M	1550		430.56








International Men Tricks Results

Homologation: Record capability

	Name	Country	Categ.	Round 1	Round 2	Overall
1	Leigh William	*NZL 	Int M	3700	5600	1000.00


Open Pro Men Tricks Results

Homologation: Record capability

	Name	Country	Categ.	Round 1	Round 2	Overall
1	Meskers Broderick	*USA 	Pro M	9450	7910	940.30
2	Cyr Orval	*USA 	Pro M	3950	6850	681.59
3	Boerman Carter	*USA 	Pro M	5280	3300	525.37
4	Swanbom Brett	*USA 	Pro M	9450	2960	940.30
5	Kinnaman Noah	*USA 	Pro M	10050		1000.00
6	Farrell William	*USA 	Pro M	2180		216.92
7	Caruso Mikey	*USA 	Pro M	1850		184.08




Girls B Tricks Results

Homologation: Record capability

	Name	Country	Categ.	Round 1	Round 2	Overall
1	Koehn Mackenzy	*USA 	Grl B	150		1000.00





Boys B Tricks Results

Homologation: Record capability

	Name	Country	Categ.	Round 1	Round 2	Overall
1	Harrington Logan	*USA 	BoysB	640		1000.00
2	Koehn Joseph	*USA 	BoysB	460		718.75
3	Kirkland Hayden	*USA 	BoysB	130		203.12




Boys A Tricks Results

Homologation: Record capability

	Name	Country	Categ.	Round 1	Round 2	Overall
1	Bruns James	*USA 	BoysA	1510		1000.00
2	Morse Trey	*USA 	BoysA	1050		695.36
3	Schattschneider Owen	*USA 	BoysA	960		635.76
4	Odermann Grant	*USA 	BoysA	760		503.31


Senior Men Jump Results

Homologation: Record capability

	Name	Country	Categ.	Round 1	Round 2	Overall
1	Knapp Joseph	*USA 	Sen M	0.00m		
1	Sheppard Rod	*USA 	Sen M	0.00m		
1	Taurus Jimmy	*USA 	Sen M	0.00m		


Master Men Jump Results

Homologation: Record capability

	Name	Country	Categ.	Round 1	Round 2	Overall
1	Stone Lee	*USA 	Mas M	7.4m		1000.00


Women A Jump Results

Homologation: Record capability

	Name	Country	Categ.	Round 1	Round 2	Overall
1	Gilman Betsy	*USA 	OpA F	6.4m		1000.00


International Women Jump Results

Homologation: Record capability

	Name	Country	Categ.	Round 1	Round 2	Overall
1	Blank Kelly	*AUS 	Int F	9.8m		1000.00





Open Women Jump Results

Homologation: Record capability

	Name	Country	Categ.	Round 1	Round 2	Overall
1	Adams Megan	*USA 	Ope F	10.7m		1000.00







Men B Jump Results

Homologation: Record capability

	Name	Country	Categ.	Round 1	Round 2	Overall
1	Birch Kellen	*USA 	OpB M	10.0m		1000.00
2	Schoenke Mike	*USA 	OpB M	9.8m		980.00
3	Garrity John	*USA 	OpB M	9.4m		940.00
4	Klutz Paul	*USA 	OpB M	0.00m		


Men A Jump Results

Homologation: Record capability

	Name	Country	Categ.	Round 1	Round 2	Overall
1	Wheeler David	*USA 	OpA M	12.4m		1000.00
2	Coryer Eric	*USA 	OpA M	11.0m		887.10
3	Edwards Trey	*USA 	OpA M	9.8m		790.32
4	Ehlers Blake	*USA 	OpA M	9.2m		741.94
5	Ripp Brad	*USA 	OpA M	8.0m		645.16
6	Martin Andrew	*USA 	OpA M	7.8m		629.03



Girls A Jump Results

Homologation: Record capability

	Name	Country	Categ.	Round 1	Round 2	Overall
1	Bruns Amara	*USA 	Grl A	9.3m		1000.00






Boys A Jump Results

Homologation: Record capability

	Name	Country	Categ.	Round 1	Round 2	Overall
1	Cyr Martin	*USA 	BoysA	11.0m		1000.00
2	Schattschneider Owen	*USA 	BoysA	0.00m		






Open Men Jump Results

Homologation: Record capability

	Name	Country	Categ.	Round 1	Round 2	Overall
1	Cyr Orval	*USA 	Ope M	19.0m		1000.00
2	Jordan Douglas	*USA 	Ope M	14.2m		747.37
3	Heeney Brian	*USA 	Ope M	10.2m		536.84
4	Kanawyer Jerry	*USA 	Ope M	9.7m		510.53
5	Yoder Michael	*USA 	Ope M	0.00m		


Open Pro Men Jump Results

Homologation: Record capability

	Name	Country	Categ.	Round 1	Round 2	Overall
1	Meskers Broderick	*USA 	Pro M	22.4m		1000.00
2	Swanbom Brett	*USA 	Pro M	20.5m		915.18
3	Caruso Mikey	*USA 	Pro M	20.1m		897.32
4	Boerman Carter	*USA 	Pro M	19.6m		875.00
5	Kinnaman Noah	*USA 	Pro M	0.00m		

International Men Jump Results

Homologation: Record capability

	Name	Country	Categ.	Round 1	Round 2	Overall
1	Leigh William	*NZL 	Int M	19.0m		1000.00

Chief Judge
Stevens Dale

Homologator
Adams Megan, Bar Douglas, Kanawyer Jerry, Martin Cliff, Molepske Mike

Scorer