




Under 10 Boys Slalom Results

Homologation: Record capability

	Name	Country	Categ.	Round 1	Round 2	Overall
1	Fyfe Cooper	AUS 	U10	3.00	3.10	1000.00
2	Earl Billy	AUS 	U10	2.83	2.83	912.90








Sub Junior Girls Slalom Results

Homologation: Record capability

	Name	Country	Categ.	Round 1	Round 2	Overall
1	Earl Piper	AUS 	U14 F	3.90	4.60	1000.00




Sub Junior Boys Slalom Results

Homologation: Record capability

	Name	Country	Categ.	Round 1	Round 2	Overall
1	Molford Mark	AUS 	U14 M	11.30	11.60	983.05
2	Hanckel Archie	AUS 	U14 M	11.80	11.20	1000.00
3	Peebles Zeke	AUS 	U14 M	9.10	10.40	881.36
4	Molford Justin	AUS 	U14 M	10.00	9.50	847.46
5	Van Den Heuvel Jackson	AUS 	U14 M	7.20	7.45	631.36
6	Ryall Floyd	AUS 	U14 M	2.93	3.55	300.85
7	Roberts Harry	AUS 	U14 M	2.35	2.60	220.34









Junior Girls Slalom Results

Homologation: Record capability

	Name	Country	Categ.	Round 1	Round 2	Overall
1	Keen Elle	AUS 	Jun F	10.50	10.30	1000.00
2	Bird Izabella	AUS 	Jun F	3.98	3.38	379.05
3	Wright Remmy	AUS 	Jun F	3.53	2.53	336.19




Junior Boys Slalom Results

Homologation: Record capability

	Name	Country	Categ.	Round 1	Round 2	Overall
1	Hanckel Gerry	AUS 	Jun M	13.10	14.20	1000.00
2	Peebles Ayden	AUS 	Jun M	9.10	10.10	711.27
3	Driscoll Rhys	AUS 	Jun M	7.70	9.20	647.89
4	Wright Jarvis	AUS 	Jun M	7.90	7.70	556.34
5	Wilschut Kai	AUS 	Jun M	6.45	7.13	502.11
6	Taylor Sam	AUS 	Jun M	8.10	3.00	570.42
7	Easton Lucas	AUS 	Jun M	4.70	2.83	330.99
8	Hanckel Wally	AUS 	Jun M	2.38	2.00	167.61







Under 23 Women Slalom Results

Homologation: Record capability

	Name	Country	Categ.	Round 1	Round 2	Overall
1	Peebles Zali	AUS 	U23 F	7.60	7.10	1000.00
2	Duncan Zohie	AUS 	U23 F	4.85	4.58	638.16
3	Thomas Tayha	AUS 	U23 F	4.25	3.88	559.21



Under 23 Men Slalom Results

Homologation: Record capability

	Name	Country	Categ.	Round 1	Round 2	Overall
1	Hogan Harry	AUS 	U23 M	14.20	14.40	966.44
2	Roberts Thomas	AUS 	U23 M	13.80	14.00	939.60
3	Duncan Toby	AUS 	U23 M	13.40	12.50	899.33
4	Bryce Cody	AUS 	U23 M	14.90	11.80	1000.00
5	Birch Coen	AUS 	U23 M	10.00	10.30	691.28
6	Walls Jack	AUS 	U23 M	2.68	2.88	193.29








Open Women Slalom Results

Homologation: Record capability

	Name	Country	Categ.	Round 1	Round 2	Overall
1	Mcclung Elaina	AUS 	Ope F	12.10	11.70	1000.00
2	Hicks Macey	AUS 	Ope F	11.60	11.60	958.68



Open Men Slalom Results

Homologation: Record capability

	Name	Country	Categ.	Round 1	Round 2	Overall
1	Derry Keenan	AUS 	Ope M	17.80	18.70	954.08
2	Van Den Heuvel Luke	AUS 	Ope M	17.80	18.60	948.98
3	Sands Brett	AUS 	Ope M	17.60	17.80	908.16
4	Ball Fletcher	AUS 	Ope M	19.60	17.30	1000.00
5	O'Neill Peter	AUS 	Ope M	15.20	16.50	841.84
6	Franks Benjamin	AUS 	Ope M	16.40	15.90	836.73
7	Rogers Connor	AUS 	Ope M	14.40	15.80	806.12





Women 2 Slalom Results

Homologation: Record capability

	Name	Country	Categ.	Round 1	Round 2	Overall
1	Shaw Rachel	AUS 	W2	3.83	3.98	1000.00
2	Kemp Hannah	AUS 	W2	0.63	1.25	314.07




Men 2 Slalom Results

Homologation: Record capability

	Name	Country	Categ.	Round 1	Round 2	Overall
1	Medlen Trenton	AUS 	M2	8.68	9.38	1000.00
2	Franks Cameron	AUS 	M2	4.60	5.13	546.91
3	Hamilton William	AUS 	M2	3.35	2.23	357.14
4	Stone Declan	AUS 	M2	0.60	1.63	173.77


Men 1 Slalom Results







Homologation: Record capability

	Name	Country	Categ.	Round 1	Round 2	Overall
1	Keleher Michael	AUS 	M1	13.30	14.20	1000.00
2	Robertson Liam	AUS 	M1	11.80	11.90	838.03
3	Grigoropoulos Luke	AUS 	M1	2.60	6.40	450.70

Senior 1 Men Slalom Results


Homologation: Record capability

	Name	Country	Categ.	Round 1	Round 2	Overall
1	Jefferay Mark	AUS 	Se1 M	7.70	8.50	1000.00

	Name	Country	Categ.	Round 1	Round 2	Overall
2	Bruce Shaun	AUS 	Se1 M	4.48	5.73	674.12
3	Duncan David	AUS 	Se1 M	4.88	4.63	574.12
4	Rogers Adam	AUS 	Se1 M	4.40	4.60	541.18
5	Ryall Grainge	AUS 	Se1 M	2.43	2.83	332.94
6	Taylor Dave	AUS 	Se1 M	1.68	2.03	238.82
7	Friend Colby	AUS 	Se1 M	4.18	1.50	491.76





Senior Women Slalom Results

Homologation: Record capability

	Name	Country	Categ.	Round 1	Round 2	Overall
1	Davis Katina	AUS 	Sen F	10.60	7.30	1000.00



Senior Men Slalom Results

Homologation: Record capability

	Name	Country	Categ.	Round 1	Round 2	Overall
1	Roberts Brett	AUS 	Sen M	10.50	14.00	1000.00
2	Fyfe Mitchell	AUS 	Sen M	9.60	9.80	700.00
3	Roberts Peter	AUS 	Sen M	10.10	9.10	721.43
4	Daniel Jay	AUS 	Sen M	1.30	4.80	342.86











Veteran Women Slalom Results

Homologation: Record capability

	Name	Country	Categ.	Round 1	Round 2	Overall
1	Tresidder Katrina	AUS 	Vet F	7.20	7.25	1000.00
2	Hanckel Lisa	AUS 	Vet F	1.75	1.63	241.38










Veteran Men Slalom Results

Homologation: Record capability

	Name	Country	Categ.	Round 1	Round 2	Overall
1	Black Simon	AUS 	Vet M	8.50	9.20	779.66
2	Keen Gary	AUS 	Vet M	8.90	8.20	754.24
3	Tresidder Ian	AUS 	Vet M	8.30	6.50	703.39
4	Grono Clay	AUS 	Vet M	5.50	6.25	529.66
5	O'Connor Michael	AUS 	Vet M	11.80	5.60	1000.00
6	Shearer Brad	AUS 	Vet M	4.83	5.48	464.41
7	Anderson Justin	AUS 	Vet M	4.68	5.13	434.75
8	Kosick Peter	AUS 	Vet M	3.03	3.88	328.81
9	Wright Aaron	AUS 	Vet M	3.63	3.80	322.03
10	Porter Glenn	AUS 	Vet M	3.95	3.60	334.75






Master Men Slalom Results

Homologation: Record capability

	Name	Country	Categ.	Round 1	Round 2	Overall
1	Gathercole Daniel	AUS 	Mas M	9.00	10.70	1000.00
2	Murray Kevin	AUS 	Mas M	5.95	6.98	652.34
3	Shumack Todd	AUS 	Mas M	7.63	6.35	713.08
4	Howie Anthony	AUS 	Mas M	4.43	6.08	568.22
5	Franks Peter	AUS 	Mas M	5.60	5.20	523.36
6	Harries Paul	AUS 	Mas M	6.10	5.18	570.09
7	Hanckel Ronnie	AUS 	Mas M	4.93	4.80	460.75
8	Bryce Paul	AUS 	Mas M	3.10	3.10	289.72
9	Chattaway Brendon	AUS 	Mas M	5.40		504.67






Super Masters Men Slalom Results

Homologation: Record capability

	Name	Country	Categ.	Round 1	Round 2	Overall
1	Mcclung Peter	AUS 	SMa M	10.60	10.80	1000.00
2	Parsons Mark	AUS 	SMa M	8.80	10.70	990.74
3	Davis Geoff	AUS 	SMa M	6.00	7.50	694.44
4	Horton Ramon	AUS 	SMa M	4.88	5.80	537.04
5	Knight John	AUS 	SMa M	2.85	2.98	275.93



Grand Master Men Slalom Results

Homologation: Record capability

	Name	Country	Categ.	Round 1	Round 2	Overall
1	Hurley Terry	AUS 	GMa M	6.20	5.60	1000.00
2	Delaporte Barry	AUS 	GMa M	6.00	4.60	967.74
3	Scattergood Kevin	AUS 	GMa M	3.50	3.75	604.84
4	Hutcheon Bruce	AUS 	GMa M	3.85	3.73	620.97
5	Bruce Garry	AUS 	GMa M	1.95	1.58	314.52


Under 10 Boys Tricks Results

Homologation: Record capability

	Name	Country	Categ.	Round 1	Round 2	Overall
1	Fyfe Cooper	AUS 	U10	420	370	1000.00
2	Earl Billy	AUS 	U10	190	160	452.38








Sub Junior Girls Tricks Results

Homologation: Record capability

	Name	Country	Categ.	Round 1	Round 2	Overall
1	Earl Piper	AUS 	U14 F	780	760	1000.00




Sub Junior Boys Tricks Results

Homologation: Record capability

	Name	Country	Categ.	Round 1	Round 2	Overall
1	Molford Mark	AUS 	U14 M	2960	2650	1000.00
2	Molford Justin	AUS 	U14 M	2060	2170	733.11
3	Peebles Zeke	AUS 	U14 M	1790	2110	712.84
4	Hanckel Archie	AUS 	U14 M	1450	1900	641.89
5	Van Den Heuvel Jackson	AUS 	U14 M	910	980	331.08
6	Ryall Floyd	AUS 	U14 M	320	460	155.41
7	Roberts Harry	AUS 	U14 M	250	70	84.46









Junior Girls Tricks Results

Homologation: Record capability

	Name	Country	Categ.	Round 1	Round 2	Overall
1	Keen Elle	AUS 	Jun F	1550	1650	1000.00
2	Bird Izabella	AUS 	Jun F	610	590	369.70
3	Wright Remmy	AUS 	Jun F	630	530	381.82




Junior Boys Tricks Results

Homologation: Record capability

	Name	Country	Categ.	Round 1	Round 2	Overall
1	Hanckel Gerry	AUS 	Jun M	2500	4200	1000.00
2	Driscoll Rhys	AUS 	Jun M	2160	2260	538.10
3	Wright Jarvis	AUS 	Jun M	550	1630	388.10
4	Peebles Ayden	AUS 	Jun M	1450	1550	369.05
5	Taylor Sam	AUS 	Jun M	700	1550	369.05
6	Wilschut Kai	AUS 	Jun M	990	1230	292.86
7	Easton Lucas	AUS 	Jun M	560	400	133.33
8	Hanckel Wally	AUS 	Jun M	190	290	69.05







Under 23 Women Tricks Results

Homologation: Record capability

	Name	Country	Categ.	Round 1	Round 2	Overall
1	Peebles Zali	AUS 	U23 F	750	1750	1000.00
2	Duncan Zohie	AUS 	U23 F	330	700	400.00
3	Thomas Tayha	AUS 	U23 F	490	510	291.43



Under 23 Men Tricks Results

Homologation: Record capability

	Name	Country	Categ.	Round 1	Round 2	Overall
1	Hogan Harry	AUS 	U23 M	4430	5730	1000.00
2	Roberts Thomas	AUS 	U23 M	4630	4530	808.03
3	Bryce Cody	AUS 	U23 M	3150	4450	776.61
4	Duncan Toby	AUS 	U23 M	1960	2230	389.18
5	Birch Coen	AUS 	U23 M	1160	1460	254.80
6	Walls Jack	AUS 	U23 M	330	330	57.59






Open Women Tricks Results

Homologation: Record capability

	Name	Country	Categ.	Round 1	Round 2	Overall
1	Hicks Macey	AUS 	Ope F	1300	1650	673.47
2	Mclung Elaina	AUS 	Ope F	2450	1060	1000.00



Open Men Tricks Results

Homologation: Record capability

	Name	Country	Categ.	Round 1	Round 2	Overall
1	Ball Fletcher	AUS 	Ope M	8700	9200	1000.00
2	Franks Benjamin	AUS 	Ope M	5730	5300	622.83
3	Rogers Connor	AUS 	Ope M	3910	4900	532.61
4	Van Den Heuvel Luke	AUS 	Ope M	4830	4530	525.00
5	Derry Keenan	AUS 	Ope M	7730	3680	840.22

Women 2 Tricks Results





Homologation: Record capability

	Name	Country	Categ.	Round 1	Round 2	Overall
1	Shaw Rachel	AUS 	W2	550	690	1000.00
2	Kemp Hannah	AUS 	W2	90	90	130.43

Men 2 Tricks Results




Homologation: Record capability

	Name	Country	Categ.	Round 1	Round 2	Overall
--	------	---------	--------	---------	---------	---------

	Name	Country	Categ.	Round 1	Round 2	Overall
1	Franks Cameron	AUS 	M2	710	870	1000.00
2	Hamilton William	AUS 	M2	550	610	701.15
3	Medlen Trenton	AUS 	M2	430	540	620.69
4	Stone Declan	AUS 	M2	190	240	275.86








Men 1 Tricks Results

Homologation: Record capability

	Name	Country	Categ.	Round 1	Round 2	Overall
1	Keleher Michael	AUS 	M1	1800	2660	1000.00
2	Grigoropoulos Luke	AUS 	M1	1400	1600	601.50
3	Robertson Liam	AUS 	M1	1200	1430	537.59


Senior 1 Men Tricks Results

Homologation: Record capability

	Name	Country	Categ.	Round 1	Round 2	Overall
1	Duncan David	AUS 	Se1 M	580	880	792.79
2	Bruce Shaun	AUS 	Se1 M	1110	810	1000.00
3	Rogers Adam	AUS 	Se1 M	1040	790	936.94
4	Friend Colby	AUS 	Se1 M	260	460	414.41
5	Jefferay Mark	AUS 	Se1 M	480	430	432.43
6	Taylor Dave	AUS 	Se1 M	140	240	216.22
7	Ryall Grainge	AUS 	Se1 M	320	220	288.29





Senior Women Tricks Results

Homologation: Record capability

	Name	Country	Categ.	Round 1	Round 2	Overall
1	Davis Katina	AUS 	Sen F	2020	2050	1000.00



Senior Men Tricks Results

Homologation: Record capability

	Name	Country	Categ.	Round 1	Round 2	Overall
1	Roberts Brett	AUS 	Sen M	3400	1960	1000.00
2	Roberts Peter	AUS 	Sen M	1500	1910	561.76
3	Fyfe Mitchell	AUS 	Sen M	780	1210	355.88
4	Daniel Jay	AUS 	Sen M	810	1170	344.12






Veteran Women Tricks Results






Homologation: Record capability

	Name	Country	Categ.	Round 1	Round 2	Overall
1	Tresidder Katrina	AUS 	Vet F	700	730	1000.00
2	Hanckel Lisa	AUS 	Vet F	320	190	438.36

Veteran Men Tricks Results










Homologation: Record capability

	Name	Country	Categ.	Round 1	Round 2	Overall
1	O'Connor Michael	AUS 	Vet M	1700	1600	1000.00
2	Black Simon	AUS 	Vet M	1310	1410	829.41
2	Tresidder Ian	AUS 	Vet M	1310	1410	829.41
4	Grono Clay	AUS 	Vet M	1220	920	717.65
5	Keen Gary	AUS 	Vet M	740	840	494.12

	Name	Country	Categ.	Round 1	Round 2	Overall
6	Anderson Justin	AUS 	Vet M	620	620	364.71
7	Porter Glenn	AUS 	Vet M	580	540	341.18
8	Kosick Peter	AUS 	Vet M	500	500	294.12
9	Shearer Brad	AUS 	Vet M	940	300	552.94
10	Wright Aaron	AUS 	Vet M	470	250	276.47






Master Men Tricks Results

Homologation: Record capability

	Name	Country	Categ.	Round 1	Round 2	Overall
1	Harries Paul	AUS 	Mas M	1360	1560	800.00
2	Gathercole Daniel	AUS 	Mas M	1950	1000	1000.00
3	Shumack Todd	AUS 	Mas M	710	860	441.03
4	Franks Peter	AUS 	Mas M	830	830	425.64
5	Murray Kevin	AUS 	Mas M	1040	550	533.33
6	Hanckel Ronnie	AUS 	Mas M	540	530	276.92
7	Chattaway Brendon	AUS 	Mas M	760	510	389.74
8	Howie Anthony	AUS 	Mas M	650	450	333.33
9	Bryce Paul	AUS 	Mas M	320	260	164.10






Super Masters Men Tricks Results

Homologation: Record capability

	Name	Country	Categ.	Round 1	Round 2	Overall
1	Parsons Mark	AUS 	SMa M	1620	1580	1000.00
2	Mcclung Peter	AUS 	SMa M	1300	600	802.47
3	Davis Geoff	AUS 	SMa M	310	530	327.16
4	Horton Ramon	AUS 	SMa M	360	480	296.30
5	Knight John	AUS 	SMa M	560	360	345.68



Grand Master Men Tricks Results

Homologation: Record capability

	Name	Country	Categ.	Round 1	Round 2	Overall
1	Scattergood Kevin	AUS 	GMa M	660	580	733.33
2	Bruce Garry	AUS 	GMa M	450	530	588.89
3	Hurley Terry	AUS 	GMa M	700	460	777.78
4	Hutcheon Bruce	AUS 	GMa M	540	370	600.00
5	Delaporte Barry	AUS 	GMa M	900	350	1000.00


Sub Junior Boys Jump Results

Homologation: Record capability

	Name	Country	Categ.	Round 1	Round 2	Overall
1	Peebles Zeke	AUS 	U14 M	10.6m	10.2m	1000.00
2	Molford Mark	AUS 	U14 M	0.00m		







Junior Girls Jump Results

Homologation: Record capability

	Name	Country	Categ.	Round 1	Round 2	Overall
1	Keen Elle	AUS 	Jun F	9.7m	9.4m	1000.00


Junior Boys Jump Results

Homologation: Record capability

	Name	Country	Categ.	Round 1	Round 2	Overall
1	Hanckel Gerry	AUS 	Jun M	17.4m	18.8m	1000.00
2	Driscoll Rhys	AUS 	Jun M	10.3m	11.9m	632.98
3	Wilschut Kai	AUS 	Jun M	10.2m	11.6m	617.02
4	Wright Jarvis	AUS 	Jun M	10.1m	10.3m	547.87
5	Taylor Sam	AUS 	Jun M	9.3m	10.1m	537.23
6	Peebles Ayden	AUS 	Jun M	9.3m	7.1m	494.68






Under 23 Women Jump Results

Homologation: Record capability

	Name	Country	Categ.	Round 1	Round 2	Overall
1	Peebles Zali	AUS 	U23 F	7.5m	7.3m	1000.00



Under 23 Men Jump Results

Homologation: Record capability

	Name	Country	Categ.	Round 1	Round 2	Overall
1	Hogan Harry	AUS 	U23 M	21.5m	21.2m	1000.00
2	Bryce Cody	AUS 	U23 M	18.9m	20.9m	972.09
3	Duncan Toby	AUS 	U23 M	8.9m	14.0m	651.16
4	Roberts Thomas	AUS 	U23 M	19.8m	0.00m	920.93
5	Birch Coen	AUS 	U23 M	10.8m	0.00m	502.33






Open Women Jump Results

Homologation: Record capability

	Name	Country	Categ.	Round 1	Round 2	Overall
1	Hicks Macey	AUS 	Ope F	7.8m	10.0m	1000.00
2	Mclung Elaina	AUS 	Ope F	5.8m	7.5m	750.00




Open Men Jump Results

Homologation: Record capability

	Name	Country	Categ.	Round 1	Round 2	Overall
1	Van Den Heuvel Luke	AUS 	Ope M	24.2m	26.1m	1000.00
2	Franks Benjamin	AUS 	Ope M	24.7m	24.9m	954.02
3	Derry Keenan	AUS 	Ope M	24.6m	24.8m	950.19
4	Rogers Connor	AUS 	Ope M	22.8m	23.1m	885.06
5	Ball Fletcher	AUS 	Ope M	25.5m	23.0m	977.01


Men 1 Jump Results

Homologation: Record capability

	Name	Country	Categ.	Round 1	Round 2	Overall
1	Keleher Michael	AUS 	M1	19.4m	18.2m	1000.00
2	Grigoropoulos Luke	AUS 	M1	10.9m	9.4m	561.86
3	Robertson Liam	AUS 	M1	0.00m		




Senior Women Jump Results

Homologation: Record capability


	Name	Country	Categ.	Round 1	Round 2	Overall
1	Davis Katina	AUS 	Sen F	7.3m	6.5m	1000.00

Senior Men Jump Results








Homologation: Record capability

	Name	Country	Categ.	Round 1	Round 2	Overall
1	Roberts Peter	AUS 	Sen M	8.7m	10.6m	1000.00
2	Roberts Brett	AUS 	Sen M	9.1m	9.3m	877.36
3	Fyfe Mitchell	AUS 	Sen M	8.8m	8.8m	830.19




Sub Junior Girls Overall Results

	Name	Country	Categ.	Slalom	Tricks	Jump	Overall
1	Earl Piper	AUS 	U14 F	1000.00	1000.00		2000.00









Sub Junior Boys Overall Results

	Name	Country	Categ.	Slalom	Tricks	Jump	Overall
1	Molford Mark	AUS 	U14 M	983.05	1000.00		1983.05
2	Hanckel Archie	AUS 	U14 M	1000.00	641.89		1641.89
3	Peebles Zeke	AUS 	U14 M	881.36	712.84	1000.00	1594.20
4	Molford Justin	AUS 	U14 M	847.46	733.11		1580.57
5	Van Den Heuvel Jackson	AUS 	U14 M	631.36	331.08		962.44
6	Ryall Floyd	AUS 	U14 M	300.85	155.41		456.26
7	Roberts Harry	AUS 	U14 M	220.34	84.46		304.80




Junior Girls Overall Results

	Name	Country	Categ.	Slalom	Tricks	Jump	Overall
1	Keen Elle	AUS 	Jun F	1000.00	1000.00	1000.00	3000.00
2	Bird Izabella	AUS 	Jun F	379.05	369.70		748.75
3	Wright Remmy	AUS 	Jun F	336.19	381.82		718.01

Junior Boys Overall Results







	Name	Country	Categ.	Slalom	Tricks	Jump	Overall
1	Hanckel Gerry	AUS 	Jun M	1000.00	1000.00	1000.00	3000.00
2	Driscoll Rhys	AUS 	Jun M	647.89	538.10	632.98	1818.97
3	Peebles Ayden	AUS 	Jun M	711.27	369.05	494.68	1575.00
4	Wright Jarvis	AUS 	Jun M	556.34	388.10	547.87	1492.31
5	Taylor Sam	AUS 	Jun M	570.42	369.05	537.23	1476.70
6	Wilschut Kai	AUS 	Jun M	502.11	292.86	617.02	1411.99
7	Easton Lucas	AUS 	Jun M	330.99	133.33		464.32
8	Hanckel Wally	AUS 	Jun M	167.61	69.05		236.66

Under 23 Women Overall Results



	Name	Country	Categ.	Slalom	Tricks	Jump	Overall
1	Peebles Zali	AUS 	U23 F	1000.00	1000.00	1000.00	3000.00
2	Duncan Zohie	AUS 	U23 F	638.16	400.00		1038.16
3	Thomas Tayha	AUS 	U23 F	559.21	291.43		850.64

Under 23 Men Overall Results








	Name	Country	Categ.	Slalom	Tricks	Jump	Overall
--	------	---------	--------	--------	--------	------	---------

	Name	Country	Categ.	Slalom	Tricks	Jump	Overall
1	Hogan Harry	AUS 	U23 M	966.44	1000.00	1000.00	2966.44
2	Bryce Cody	AUS 	U23 M	1000.00	776.61	972.09	2748.70
3	Roberts Thomas	AUS 	U23 M	939.60	808.03	920.93	2668.56
4	Duncan Toby	AUS 	U23 M	899.33	389.18	651.16	1939.67
5	Birch Coen	AUS 	U23 M	691.28	254.80	502.33	1448.41
6	Walls Jack	AUS 	U23 M	193.29	57.59		250.88



Open Women Overall Results

	Name	Country	Categ.	Slalom	Tricks	Jump	Overall
1	Mcclung Elaina	AUS 	Ope F	1000.00	1000.00	750.00	2750.00
2	Hicks Macey	AUS 	Ope F	958.68	673.47	1000.00	2632.15





Open Men Overall Results

	Name	Country	Categ.	Slalom	Tricks	Jump	Overall
1	Ball Fletcher	AUS 	Ope M	1000.00	1000.00	977.01	2977.01
2	Derry Keenan	AUS 	Ope M	954.08	840.22	950.19	2744.49
3	Van Den Heuvel Luke	AUS 	Ope M	948.98	525.00	1000.00	2473.98
4	Franks Benjamin	AUS 	Ope M	836.73	622.83	954.02	2413.58
5	Rogers Connor	AUS 	Ope M	806.12	532.61	885.06	2223.79
6	Sands Brett	AUS 	Ope M	908.16			908.16
7	O'Neill Peter	AUS 	Ope M	841.84			841.84




Women 2 Overall Results

	Name	Country	Categ.	Slalom	Tricks	Jump	Overall
1	Shaw Rachel	AUS 	W2	1000.00	1000.00		2000.00
2	Kemp Hannah	AUS 	W2	314.07	130.43		444.50



Men 2 Overall Results






	Name	Country	Categ.	Slalom	Tricks	Jump	Overall
1	Medlen Trenton	AUS 	M2	1000.00	620.69		1620.69
2	Franks Cameron	AUS 	M2	546.91	1000.00		1546.91
3	Hamilton William	AUS 	M2	357.14	701.15		1058.29
4	Stone Declan	AUS 	M2	173.77	275.86		449.63

Men 1 Overall Results


	Name	Country	Categ.	Slalom	Tricks	Jump	Overall
1	Keleher Michael	AUS 	M1	1000.00	1000.00	1000.00	3000.00
2	Grigoropoulos Luke	AUS 	M1	450.70	601.50	561.86	1614.06
3	Robertson Liam	AUS 	M1	838.03	537.59		1375.62

Senior 1 Men Overall Results





	Name	Country	Categ.	Slalom	Tricks	Jump	Overall
1	Bruce Shaun	AUS 	Se1 M	674.12	1000.00		1674.12
2	Rogers Adam	AUS 	Se1 M	541.18	936.94		1478.12

	Name	Country	Categ.	Slalom	Tricks	Jump	Overall
3	Jefferay Mark	AUS 	Se1 M	1000.00	432.43		1432.43
4	Duncan David	AUS 	Se1 M	574.12	792.79		1366.91
5	Friend Colby	AUS 	Se1 M	491.76	414.41		906.17
6	Ryall Grainge	AUS 	Se1 M	332.94	288.29		621.23
7	Taylor Dave	AUS 	Se1 M	238.82	216.22		455.04



Senior Women Overall Results

	Name	Country	Categ.	Slalom	Tricks	Jump	Overall
1	Davis Katina	AUS 	Sen F	1000.00	1000.00	1000.00	3000.00











Senior Men Overall Results

	Name	Country	Categ.	Slalom	Tricks	Jump	Overall
1	Roberts Brett	AUS 	Sen M	1000.00	1000.00	877.36	2877.36
2	Roberts Peter	AUS 	Sen M	721.43	561.76	1000.00	2283.19
3	Fyfe Mitchell	AUS 	Sen M	700.00	355.88	830.19	1886.07
4	Daniel Jay	AUS 	Sen M	342.86	344.12		686.98










Veteran Women Overall Results

	Name	Country	Categ.	Slalom	Tricks	Jump	Overall
1	Tresidder Katrina	AUS 	Vet F	1000.00	1000.00		2000.00
2	Hanckel Lisa	AUS 	Vet F	241.38	438.36		679.74






Veteran Men Overall Results

	Name	Country	Categ.	Slalom	Tricks	Jump	Overall
1	O'Connor Michael	AUS 	Vet M	1000.00	1000.00		2000.00
2	Black Simon	AUS 	Vet M	779.66	829.41		1609.07
3	Tresidder Ian	AUS 	Vet M	703.39	829.41		1532.80
4	Keen Gary	AUS 	Vet M	754.24	494.12		1248.36
5	Grono Clay	AUS 	Vet M	529.66	717.65		1247.31
6	Shearer Brad	AUS 	Vet M	464.41	552.94		1017.35
7	Anderson Justin	AUS 	Vet M	434.75	364.71		799.46
8	Porter Glenn	AUS 	Vet M	334.75	341.18		675.93
9	Kosick Peter	AUS 	Vet M	328.81	294.12		622.93
10	Wright Aaron	AUS 	Vet M	322.03	276.47		598.50






Master Men Overall Results

	Name	Country	Categ.	Slalom	Tricks	Jump	Overall
1	Gathercole Daniel	AUS 	Mas M	1000.00	1000.00		2000.00
2	Harries Paul	AUS 	Mas M	570.09	800.00		1370.09
3	Murray Kevin	AUS 	Mas M	652.34	533.33		1185.67
4	Shumack Todd	AUS 	Mas M	713.08	441.03		1154.11
5	Franks Peter	AUS 	Mas M	523.36	425.64		949.00
6	Howie Anthony	AUS 	Mas M	568.22	333.33		901.55
7	Chattaway Brendon	AUS 	Mas M	504.67	389.74		894.41
8	Hanckel Ronnie	AUS 	Mas M	460.75	276.92		737.67
9	Bryce Paul	AUS 	Mas M	289.72	164.10		453.82

Super Masters Men Overall Results

	Name	Country	Categ.	Slalom	Tricks	Jump	Overall
1	Parsons Mark	AUS 	SMa M	990.74	1000.00		1990.74
2	Mcclung Peter	AUS 	SMa M	1000.00	802.47		1802.47
3	Davis Geoff	AUS 	SMa M	694.44	327.16		1021.60
4	Horton Ramon	AUS 	SMa M	537.04	296.30		833.34
5	Knight John	AUS 	SMa M	275.93	345.68		621.61

Grand Master Men Overall Results

	Name	Country	Categ.	Slalom	Tricks	Jump	Overall
1	Delaporte Barry	AUS 	GMa M	967.74	1000.00		1967.74
2	Hurley Terry	AUS 	GMa M	1000.00	777.78		1777.78
3	Scattergood Kevin	AUS 	GMa M	604.84	733.33		1338.17
4	Hutcheon Bruce	AUS 	GMa M	620.97	600.00		1220.97
5	Bruce Garry	AUS 	GMa M	314.52	588.89		903.41

Chief Judge
Duncan Jodie

Homologator

Scorer
Molford Ruth