























Wakeboard Team classification Team results

Homologation: Not homologated

| | Country | Wakeboard | Total |
|----|--|-----------|--------|
| 1 |  Italy | 715.00 | 715.00 |
| 2 |  Australia | 665.00 | 665.00 |
| 3 |  United States of America | 470.00 | 470.00 |
| 4 |  Argentina | 305.00 | 305.00 |
| 5 |  Great Britain | 216.00 | 216.00 |
| 6 |  Brasil | 215.00 | 215.00 |
| 7 |  Germany | 212.00 | 212.00 |
| 8 |  France | 190.00 | 190.00 |
| 9 |  Mexico | 168.00 | 168.00 |
| 10 |  Hong-Kong | 150.00 | 150.00 |
| 11 |  Colombia | 124.00 | 124.00 |
| 12 |  Ireland | 114.00 | 114.00 |
| 13 |  Greece | 110.00 | 110.00 |
| 14 |  Japan | 90.00 | 90.00 |
| 15 |  Ukraine | 88.00 | 88.00 |
| 16 |  Chinese Taipei | 85.00 | 85.00 |
| 17 |  Switzerland | 76.00 | 76.00 |
| 18 |  New Zealand | 73.00 | 73.00 |
| 19 |  Belgium | 50.00 | 50.00 |
| 20 |  Latvia | 44.00 | 44.00 |
| 21 |  Spain | 41.00 | 41.00 |
| 22 |  Israël | 35.00 | 35.00 |

Chief Judge
Rob Iacconi

Scorer
Linda Johnston