










Overall Juniors under 19 Team classification Team results

Country	Name	Categ.	Slalom	Tricks	Jump	Overall
1 	Belarus		2628.32	2897.44	2834.75	8360.51
	(66) PARKHOMENKA, Alena*	-19 F	*1000.00	*1000.00	*937.31	
	(63) BELSKAYA, Maryia	-19 F	734.51	576.07	850.75	
	(69) MAZURKEVICH, Vasili*	-19 M	41.14	575.63	*897.44	
	(64) HVOZDZEVA, Sofya*	-19 F	*840.71	*897.44	895.52	
	(65) KHUKHRAKOVA, Iryna*	-19 F	*787.61	536.75	*1000.00	
	(68) LAPKOUSKI, Kiryl*	-19 M	708.86	*1000.00	860.14	
2 	Slovakia		2674.80	1339.70	1656.72	5671.22
	(117) FEDOROVA, Lucia*	-19 F	*902.65	*417.09		
	(116) CSOKASOVA, Zuzana*	-19 F	716.81	*362.39	*656.72	
	(118) SAXA, Samuel*	-19 M	*1000.00			
	(119) VRAZEL, Dominik	-19 M	582.28			
	(120) ZAMBORY, Tobias*	-19 M	*772.15	*560.22	*1000.00	
3 	Poland		1525.82	1156.22	2201.59	4883.63
	(32) WYCISK, Mateusz*	-19 M	*436.71	*408.96	*925.41	
	(31) SZUMANSKI, Ksawery*	-19 M	*487.34	*619.05	*473.19	
	(28) KOSZYCKA, Gabriela*	-19 F	*601.77	*128.21	*802.99	
4 	Germany		1725.33	1156.26	1614.41	4496.00
	(29) MULLER, Carlo*	-19 M	*708.86	*392.16	*428.90	
	(15) HILLENBRAND, Laura*	-19 F	*991.15	*576.07	*910.45	
	(4) QUIGLEY, Nils*	-19 M	*25.32	180.67	*275.06	
	(5) BAUMGARDT, Phoenix*	-19 F	22.12	*188.03		
5 	Israël		1491.48	803.94	817.91	3113.33
	(2) LEV, Yam*	-19 M	*765.82	*369.75		
	(6) DOBJEVITCH, Elizaveta*	-19 F	*725.66	*434.19	*817.91	
6 	Ukraine		639.24	327.73	911.42	1878.39
	(18) SAMOVOLIK, Ivan*	-19 M	*639.24	*327.73	*911.42	
7 	Austria		707.96			707.96
	(40) GASSNER, Miriam*	-19 F	*707.96			
8 	Spain		556.96			556.96
	(51) ARMAS SEGOVIA, Alejandro*	-19 M	*556.96			
9 	Netherlands		63.29	70.03		133.32
	(16) STEINMETZ, Ralf*	-19 M	*63.29	*70.03		

Chief Judge
PERSOONS, Marie-Anne

Homologator
MALTZAHN, Daniel

Scorer
LANGROCK, Ulf