






Overall Juniors under 19 Team classification Team results

Country	Name	Slalom	Tricks	Jump	Overall
1  Slovakia		2466,52	2221,54	2854,40	7542,46
(12)	CSOKASOVA Zuzana*	706.90	*771.86	*877.39	
(16)	POKORNA Ella*	*948.28	600.76	*977.01	
(21)	VRAZEL Dominik*	*759.12		761.08	
(15)	OCHOTNICKY Alexander*	*759.12	*625.27	802.96	
(23)	ZAMBORY Tobias*	751.82	*824.41	*1000.00	
2  Poland		1697,32	2807,28	2859,33	7363,93
(82)	WYCISK Mateusz*	500.00	*807.28	*970.44	
(77)	JANIK Oliwia*	*560.34	429.66	*946.36	
(81)	SZUMANSKI Ksawery*	*576.64	*1000.00	571.43	
(64)	KOSZYCKA Gabriela*	60.34	*1000.00	*942.53	
(69)	BARTOSZEWSKA Ewa*	*560.34	779.47	869.73	
3  Germany		2890,51	1953,73	1884,23	6728,47
(43)	MULLER Carlo*	*890.51	449.68	*679.80	
(46)	QUIGLEY Nils*	474.45	152.03	*475.37	
(32)	BAUMGARDT Phoenix*	*1000.00	414.45		
(30)	BAUER Leni*	870.69	*688.21		
(34)	HASCH Marvin*	810.22	*548.18		
(51)	STROHMEYER Kav*	*1000.00	*717.34	*729.06	
4  Israël		1837,53	844,11	1000,00	3681,64
(7)	LEV Yam*	*992.70			
(18)	DOBJEVITCH Elizaveta*	*844.83	*844.11	*1000.00	
5  Netherlands				513,41	513,41
(86)	GOOL. VAN Anne*			*513.41	

Chief Judge
LEICHTMAN RoiHomologator
TALAMO NigelScorer
VOGT Sarah