








Overall Seniors 1, Seniors 2 Team classification Team results

Country	Name	Slalom	Tricks	Jump	Overall
1  Germany		2324,56	1954,77	2438,47	6717,80
(47)	RABE Jan*	*578.95	328.95	*546.67	
(35)	HILKERT Christian	385.96	342.97	278.69	
(37)	KLIMMECK Susanne*	165.41	*954.77	*1000.00	
(72)	HILLENBRAND Andreas*	*745.61	*354.53	*891.80	
(48)	ROEMER Stephan*	*1000.00	*645.47		
2  Netherlands		2368,42	801,54	2596,72	5766,68
(53)	LEIJER. DE Joost*	421.05	131.58	*1000.00	
(89)	KOBES Gerard*	*614.04	*360.31	*796.72	
(83)	ERENDS Martin*	*885.96	*154.14	570.49	
(90)	LAVRIJSEN Rico*	*868.42	*287.09	*800.00	
3  Israël		2543,86	1729,22	1000,00	5273,08
(10)	TZDAKA Moshe*	*947.37	*880.54	*1000.00	
(73)	GILBOA Eliezer*		*848.68		
(3)	MOVERMAN Moshe Alon*	*815.79			
(1)	COHEN Oren*	*780.70			
4  Poland		543,86	975,81	1649,84	3169,51
(76)	DREWICZEWSKI Jaroslaw*	*131.58	*657.89	*840.00	
(78)	KEDRAK Michal*	*368.42		*809.84	
(74)	DREWICZEWSKI Dariusz*	*43.86	*317.92		
5  Great Britain		1464,91	660,92	1000,44	3126,27
(94)	MARSTON Stuart*	*359.65	*200.39	*573.77	
(95)	FARLEY Aaron*	*1000.00	*328.95	*208.89	
(96)	HAMBLIN Steven*	*105.26	*131.58	*217.78	
6  Czech Rep.		812,03	864,32	926,32	2602,67
(111)	KOHNOVA Romana*	*812.03	*864.32	*926.32	
7  France		859,65	1000,00		1859,65
(54)	MAGANA Fabrice*	*859.65	*1000.00		

Chief Judge
LEICHTMAN RoiHomologator
TALAMO NigelScorer
VOGT Sarah