



# 2013 EUROPE & AFRICA YOUTH CHAMPIONSHIPS 21/08/2013 - 25/08/2013

Page 1  
25/08/2013 - 18:58  
NEMOURS









## Overall Under 17, Under 14 Team classification Team results

Country	Name	Slalom	Tricks	Jump	Overall
<b>1</b>	<b>France</b>	<b>4747.26</b>	<b>3701.74</b>	<b>4757.50</b>	<b>13206.50</b>
	Bischofberger Illana*	*875.00	142.86	*645.50	
	Anguenot Leo*	*700.00	*587.06	*898.15	
	Dailand Tanquy*	*790.00	*704.09	*872.69	
	Gerbouin Constance*	647.73	*448.00	582.01	
	Brunel Emma*	*786.52	*665.65	*688.21	
	Prufer Amandine*	741.57	466.57	*749.05	
	Duplan-Fribourg Louis*	*808.51	*535.29	*903.90	
	Prie Malo*	*787.23	*761.65	663.66	
<b>2</b>	<b>Great Britain</b>	<b>4953.19</b>	<b>2633.94</b>	<b>4532.73</b>	<b>12119.86</b>
	Poole Thomas*	*800.00	293.05	*796.30	
	Spavin Harry*	*750.00	*398.67	*756.94	
	Heath Calum*	*850.00	*379.64	*685.19	
	Outram Sanchia*	590.91	*430.86	494.71	
	Hazelwood Robert*	*829.79	*633.82	*825.83	
	Poland Joel*	*936.17	*468.71	*798.80	
	Davies Aaron*	*787.23	*322.24	*669.67	
	Nutt Katie	606.74	206.69		
<b>3</b>	<b>Italy</b>	<b>4554.72</b>	<b>3853.04</b>	<b>3450.83</b>	<b>11858.59</b>
	Caruso Brando*	*1020.00	*763.08		
	Bagnoli Alice*	*863.64	*702.86	*751.32	
	Caldarola Francesco*	*730.00	228.35	*636.57	
	Pajni Gianmarco*	730.00	*905.80	*856.48	
	Pirri Beatrice*	*640.45	*661.09		
	Marenzi Edoardo*	*648.94	*508.66	*504.50	
	Bisetti Bryan*	606.38	190.41	*348.35	
	Taqliati Greta*	*651.69	*311.55	*353.61	
<b>4</b>	<b>Belarus</b>	<b>3691.08</b>	<b>3133.06</b>	<b>4243.23</b>	<b>11067.37</b>
	Kisialiova Katsiaryna*	*750.00	*604.57	*806.88	
	Purosau Mikhail*	*650.00	*692.67	585.65	
	Antonau Anton*	610.00	*567.08	*726.85	
	Danischeuskaya Aliaksandra*	*693.18	440.00	*883.60	
	Melnik Stsiapan*	*446.81	*404.79	*447.45	
	Harbachuk Viktor	414.89	198.40	438.44	
	Liasnoi Arseni*	*510.64	*263.65	*549.55	
	Charnyshova Luiza*	*640.45	*600.30	*828.90	
<b>5</b>	<b>Austria</b>	<b>3769.49</b>	<b>2486.81</b>	<b>3400.71</b>	<b>9657.01</b>
	Basic Carlo*	*510.00	*365.37	736.11	
	Salmina Mara*	*750.00	*372.57	*833.33	
	Orlitsch Lisa*	79.55		*769.84	
	Llewellyn Dorien*	*960.00	*704.09	*842.59	
	Huainigg Josef*	*819.15	*532.62	*954.95	
	Kuhn Nicola*	*730.34	*512.16		
<b>6</b>	<b>Ukraine</b>	<b>2518.67</b>	<b>3900.39</b>	<b>2789.37</b>	<b>9208.43</b>
	Fil'Chenko Danylo*	*700.00	*819.22	*780.09	
	Pirozhenko Anna*		*516.57		
	Samoilov Alexander*	*627.66	*865.51	*693.69	
	Ivlyushkina Olga*	*752.81	*905.78	*806.08	
	Prosvetova Stanislava*	*438.20	*793.31	384.03	
	Kuzmenko Ksenia*	33.71	714.29	*509.51	



# 2013 EUROPE & AFRICA YOUTH CHAMPIONSHIPS 21/08/2013 - 25/08/2013








Page 2  
25/08/2013 - 18:58  
NEMOURS

Country	Name	Slalom	Tricks	Jump	Overall
<b>7</b>  <b>Sweden</b>		<b>3414.70</b>	<b>1272.26</b>	<b>2671.66</b>	<b>7358.62</b>
	Bogne Jakob*	*820.00	*366.32	*715.28	
	Johansson Tove*	*613.64			
	Gustavsson-Lejonstål Fabian*	*630.00	*525.21		
	Jansson Sofia*	34.09	*210.29	*656.08	
	Blomqvist Alexander*	*670.21	*170.44	*696.70	
	Friberg Joakimsson Adam*	*680.85			
	Brännström Max*			*603.60	
<b>8</b>  <b>Czech Rep.</b>		<b>2979.83</b>	<b>1713.91</b>	<b>2348.15</b>	<b>7041.89</b>
	Svecova Katerina*	*704.55	*544.00	*666.67	
	Susova Karolina*	*775.28	*361.70	*513.31	
	Vrabцова Katerina*	505.62	*322.19	441.06	
	Slansky Jan*	*851.06	314.25	*642.64	
	Cespivo Jakub*	*648.94	*486.02	*525.53	
<b>9</b>  <b>Greece</b>		<b>4253.66</b>	<b>2040.62</b>	<b>506.37</b>	<b>6800.65</b>
	Daniil Ioli*	*636.36	*291.43		
	Daniil Dany*	*750.00	*301.62		
	Paschou Alexandra*	500.00	*329.14		
	Chionis Nikolaos*	*710.00			
	Paschou Natalia*	*741.57	*566.87	*323.19	
	Lambrou Amalia - Eleni*	*696.63	*346.50		
	Hasapi Glykeria*	*719.10	180.85		
	Nathanail Pavlos*	457.45	*205.06	*183.18	
<b>10</b>  <b>Russia</b>		<b>2980.68</b>	<b>982.09</b>	<b>2325.01</b>	<b>6287.78</b>
	Malinovskiy Evgeniy*	*760.00		*664.35	
	Nosachev Evgeny*	*670.00	*441.48		
	Arefiev Egor*			*924.92	
	Suslov Grigoriy*	*797.87	*540.61	*735.74	
	Mednikova Polina*	*752.81			
<b>11</b>  <b>Netherlands</b>		<b>2438.32</b>	<b>767.49</b>	<b>2520.94</b>	<b>5726.75</b>
	Huisman Pemm*	*613.64	*238.86	*523.81	
	Huisman Perr*	*580.00		*615.74	
	Hof Tycho*	*659.57	*264.98	*675.68	
	Bart Jan*	*585.11	*263.65	*705.71	
<b>12</b>  <b>Switzerland</b>		<b>3679.88</b>	<b>935.92</b>	<b>975.42</b>	<b>5591.22</b>
	Grobet Pernelle*	*659.09			
	Cogne Tatiana*	*863.64			
	Borika Elia*	630.00	*158.90	*618.06	
	Paturel Alizée*	*795.45	*273.14		
	Barenghi Jean*	*414.89			
	Cogne Alexis*	*393.62	*209.05	*357.36	
	Cogne Tancredi*	*553.19			
	Wolfisberg Kirsir*		*294.83		
<b>13</b>  <b>Slovakia</b>		<b>2722.21</b>	<b>1512.26</b>	<b>1066.51</b>	<b>5300.98</b>
	Hynek Radovan*	*750.00	*369.17		
	Galba Jakub*	*660.00	*379.64		
	Masar Adam*	*478.72	*266.31	*435.44	
	Oravec Jakub*	*563.83	*278.30	*243.24	
	Oravcova Zuzana*	*269.66	*218.84	*387.83	
<b>14</b>  <b>Spain</b>		<b>2058.06</b>	<b>751.24</b>	<b>1249.01</b>	<b>4058.31</b>
	Noquera Vergés Alvar*	*670.00	*390.10	*812.50	
	Mill Botella Pia*	*579.55	*361.14	*436.51	
	Sauvat Theodore*	*808.51			
<b>15</b>  <b>Denmark</b>		<b>2177.73</b>	<b>172.57</b>	<b>568.78</b>	<b>2919.08</b>
	Loft Thomas*	*780.00			
	Soerensen Helene Hogh*	*704.55			
	Dietrich Amanda*	*693.18			
	Høj Pedersen Sofie*	488.64	*172.57	*568.78	



# 2013 EUROPE & AFRICA YOUTH CHAMPIONSHIPS 21/08/2013 - 25/08/2013

Page 3  
25/08/2013 - 18:58  
NEMOURS

Country	Name	Slalom	Tricks	Jump	Overall
<b>16</b>  <b>Belgium</b>		<b>1740.34</b>	<b>222.37</b>	<b>633.63</b>	<b>2596.34</b>
	Goossens Julie*	*431.82			
	Labarre Arnaud Junior*	*776.60	*222.37	*633.63	
	De Snoeck Basil*	*191.49			
	De Snoeck Lewis*	*340.43			
	De Mey Axelle	22.47			
<b>17</b>  <b>Germany</b>		<b>741.57</b>	<b>550.15</b>	<b>600.76</b>	<b>1892.48</b>
	Bonnemann Carlotta*	*741.57	*550.15	*600.76	
<b>18</b>  <b>Finland</b>		<b>1250.00</b>		<b>574.07</b>	<b>1824.07</b>
	Junttila Ville*	*510.00		*574.07	
	Lammi Mette				
	Rönkkö Miikka*	*740.00			
<b>19</b>  <b>Portugal</b>		<b>1717.81</b>			<b>1717.81</b>
	Simoès Marta*	*909.09			
	Simoès Gouvea Duarte*	*330.00			
	Simoès Diogo*	*478.72			
<b>20</b>  <b>Ireland</b>		<b>553.19</b>	<b>790.70</b>	<b>267.27</b>	<b>1611.16</b>
	Galvin Barry*		*353.95		
	Galvin Daniel*	*553.19	*436.75	*267.27	
<b>21</b>  <b>Latvia</b>		<b>1220.18</b>			<b>1220.18</b>
	Vucans Lukass*	*680.85			
	Runge Adrija*	*539.33			
<b>22</b>  <b>South Africa</b>		<b>658.02</b>	<b>297.87</b>		<b>955.89</b>
	Stegmann Nicholas*	*287.23			
	De Jongh Hannah*	*370.79	*297.87		

Chief Judge  
Inessa Potes

Homologator  
Henk Huisman

Scorer  
Ulf Langrock