







Overall Team classification Team results

	Country	Slalom	Tricks	Jump	
1	 United States of America	2723,40	2813,41	2711,85	8248,66
2	 Canada	2608,61	2461,99	2692,31	7762,91
3	 France	2583,62	2789,87	2385,94	7759,43
4	 Australia	2140,52	2622,55	2675,86	7438,93
5	 Belarus	1916,12	2652,78	2531,38	7100,28
6	 Chile	2361,70	2084,85	2648,27	7094,82
7	 Czech Rep.	2500,00	2335,07	2125,64	6960,71
8	 New Zealand	2215,98	1241,04	2200,08	5657,10
9	 Argentina	2005,32	1798,61	1781,61	5585,54
10	 Mexico	2186,17	1440,10	1195,41	4821,68
11	 Colombia	1762,99	1237,61	1694,26	4694,86
12	 Germany	2173,93	753,58	1675,78	4603,29
13	 Belgium	1709,30	1007,16	1258,98	3975,44
14	 Great Britain	2776,60		942,53	3719,13
15	 Japan	1064,32	793,47	1698,67	3556,46
16	 Russia	829,79	936,97	1662,07	3428,83
17	 Sweden	2142,50	359,38	910,34	3412,22
18	 Italy	2500,00	732,64		3232,64
19	 Spain	2283,28	704,50		2987,78
20	 Denmark	1151,16		1525,64	2676,80
21	 Finland	1274,86	404,91	958,97	2638,74
22	 Switzerland	2180,11	381,94		2562,05
23	 South Africa	1148,94	292,53	1110,35	2551,82
24	 Greece	1425,78		869,23	2295,01
25	 Peru	1309,00		583,91	1892,91
26	 Austria	581,40	366,05	815,38	1762,83
27	 Slovakia	648,94	282,12	767,82	1698,88
28	 Korea	457,45		687,36	1144,81
29	 China		1019,43		1019,43
30	 Dominican Republic	750,00			750,00
31	 Malaysia		358,90		358,90
32	 Croatia	159,57			159,57

Chief Judge
Candido MozHomologator
Alberto CerutiScorer
Diego Restrepo