






























08/10/2014 - 12/10/2014

**Overall Team classification Team results**

	Country	Slalom	Tricks	Jump	
1	 United States of America	4290,04	3567,99	4841,55	12699,58
2	 Great Britain	3940,54	2954,50	3329,42	10224,46
3	 Canada	3939,26	2696,17	3233,53	9868,96
4	 France	3710,99	2939,26	1713,17	8363,42
5	 Belgium	3152,95	2435,20	2495,17	8083,32
6	 Australia	3330,46	1703,19	2763,10	7796,75
7	 Denmark	3551,06	2101,44	1986,00	7638,50
8	 Austria	3267,76	1179,98	2934,62	7382,36
9	 Germany	2796,31	2019,60	2398,41	7214,32
10	 Sweden	3654,87	2064,88	1272,58	6992,33
11	 Mexico	3500,64	1153,81	1333,13	5987,58
12	 Colombia	1887,29	1446,04	1063,51	4396,84
13	 South Africa	2868,50	336,23	902,22	4106,95
14	 Norway	2889,67	537,86	642,96	4070,49
15	 Switzerland	3663,47			3663,47
16	 Georgia	975,61	754,82	960,08	2690,51
17	 Spain	2594,26			2594,26
18	 Lithuania	768,29	485,05	964,18	2217,52
19	 Chile	1861,03			1861,03
20	 Peru	1593,75			1593,75
21	 Brasil	1447,91			1447,91
22	 Russia	1410,26			1410,26
23	 Namibia	1052,08			1052,08
24	 Italy	826,37			826,37
25	 Japan	384,62	440,58		825,20
26	 Puerto-Rico	809,30			809,30
27	 Greece	781,25			781,25
28	 Monaco	697,92			697,92
29	 Portugal	65,12			65,12

Chief Judge  
Barbieri PaoloHomologator  
Davis GeneScorer  
Restrepo Diego