




**Under 10 Boys Slalom Results**

Homologation: Ranking List

	Name	Country	Categ.	Round 1	Round 2	Round 3	Overall
1	Parkin Tom	GBR 	-10 M	5.00/52	5.00/34	5.00/52	1000.00


**Under 12 Girls Slalom Results**

Homologation: Ranking List

	Name	Country	Categ.	Round 1	Round 2	Round 3	Overall
1	Roberts Lucy	GBR 	-12 F		5.25/43	5.00/40	1000.00
2	Scutt Emma	GBR 	-12 F	5.00/40	3.00/40	0.50/37	637.68


**Under 12 Boys Slalom Results**

Homologation: Ranking List

	Name	Country	Categ.	Round 1	Round 2	Round 3	Overall
1	Rowland Matthew	GBR 	-12 M	2.50/55/14.25	2.50/55/14.25	4.00/55/14.25	1000.00



**Under 14 Girls Slalom Results**

Homologation: Ranking List

	Name	Country	Categ.	Round 1	Round 2	Round 3	Overall
1	Butterfield Amber	GBR 	-14 F	3.50/55/18.25	2.00/55/16.00	4.50/55/18.25	1000.00


**Under 14 Boys Slalom Results**

Homologation: Ranking List

	Name	Country	Categ.	Round 1	Round 2	Round 3	Overall
1	Robinson Marcus	GBR 	-14 M	3.00/55/16.00	4.00/55/16.00	2.00/55/14.25	1000.00
2	Scutt Oli	GBR 	-14 M	4.00/55/16.00	5.00/52		909.09



**Over 65 Ladies Slalom Results**

Homologation: Ranking List

	Name	Country	Categ.	Round 1	Round 2	Round 3	Overall
1	Worship Carol	*GBR 	65+ F	5.00/49	5.25/37		29.00




**Over 65 Men Slalom Results**

Homologation: Ranking List

	Name	Country	Categ.	Round 1	Round 2	Round 3	Overall
1	Philips John	GBR 	65+ M	3.00/52/13.00	2.50/52/13.00		1000.00
2	Hurley Stan	*GBR 	65+ M	4.00/52	4.50/52	5.25/52	650.00




**Over 55 Men Slalom Results**

Homologation: Ranking List

	Name	Country	Categ.	Round 1	Round 2	Round 3	Overall
1	Hammersley Paul	GBR 	55+ M	3.50/55/13.00	2.50/55/13.00	1.00/55/12.00	1000.00
2	Jones Keith	*GBR 	55+ M	3.50/55/14.25			827.27
3	Ward George	*GBR 	55+ M	5.00/55/16.00	3.00/55/14.25		818.18









**Over 45 Ladies Slalom Results**

Homologation: Ranking List

	Name	Country	Categ.	Round 1	Round 2	Round 3	Overall
1	Porter Joanne	GBR 	45+ F	2.00/55/13.00	2.50/55/14.25		1000.00
2	Hebdon Sarah	*GBR 	45+ F	3.50/55/16.00	3.00/55/14.25		910.71
3	Hazelwood Kate	GBR 	45+ F	3.00/55/14.25	3.00/55/16.00	2.00/37	910.71



**Over 45 Men Slalom Results**

Homologation: Ranking List

	Name	Country	Categ.	Round 1	Round 2	Round 3	Overall
1	Hazelwood Timothy	*GBR 	45+ M	1.50/55/11.25			1351.65
2	Fardon Allan	*GBR 	45+ M	0.50/55/13.00	4.00/55/12.00	1.50/55/12.00	1274.73
3	Singleton Chris	*GBR 	45+ M	0.00/40	2.00/55/12.00	5.00/55/13.00	1230.77
4	Hebden Steven	*GBR 	45+ M	0.50/55/12.00	1.00/55/12.00		1208.79
5	Beard Mark	GBR 	45+ M	3.50/55/14.25	2.00/55/16.00		1000.00
6	Parkin Nick	*GBR 	45+ M	4.00/55/18.25	2.00/55/14.25	5.00/40	967.03
7	Campbell Ian	*GBR 	45+ M	4.00/49	4.00/46	2.00/46	483.52
8	Dart Phil	*GBR 	45+ M	3.00/49	3.00/49		461.54



**Over 35 Men Slalom Results**

Homologation: Ranking List

	Name	Country	Categ.	Round 1	Round 2	Round 3	Overall
1	Nutt David	*GBR 	35+ M	3.50/55/11.25	1.50/55/11.25	3.00/55/11.25	1411.11
2	Higgins Daryl	IRL 	35+ M	5.50/55/16.00	3.00/55/14.25		1000.00




**Under 17 Girls Slalom Results**

Homologation: Ranking List

	Name	Country	Categ.	Round 1	Round 2	Round 3	Overall
1	Outram Sanchia	GBR 	-17 F	5.00/55/13.00			1000.00
2	Nutt Katie	GBR 	-17 F	1.50/55/13.00	3.00/55/14.25	2.00/55/13.00	949.15




**Under 17 Boys Slalom Results**

Homologation: Ranking List

	Name	Country	Categ.	Round 1	Round 2	Round 3	Overall
1	Turp Benjamin	GBR 	-17 M	4.00/58/12.00	5.00/58/13.00	4.00/58/12.00	1000.00
2	Davies Aaron	GBR 	-17 M	2.50/58/13.00	4.00/58/13.00	4.00/58/12.00	1000.00
3	Young Harry	GBR 	-17 M	3.00/58/13.00	4.50/58/14.25		890.62






**Under 21 Ladies Slalom Results**

Homologation: Ranking List

	Name	Country	Categ.	Round 1	Round 2	Round 3	Overall
1	Grant Taryn	CAN 	-21 F	0.00/55/11.25	2.00/55/11.25		1000.00
2	Wharton Charlotte	GBR 	-21 F	2.00/55/12.00	5.00/55/13.00		911.76
3	Jones Sophie	GBR 	-21 F	4.25/55/16.00	2.00/55/16.00		680.15



**Under 21 Men Slalom Results**

Homologation: Ranking List

	Name	Country	Categ.	Round 1	Round 2	Round 3	Overall
1	Hazelwood Robert	GBR 	-21 M	2.00/58/11.25	1.00/58/11.25	4.00/58/11.25	1000.00
2	Poole Thomas	GBR 	-21 M	4.50/58/12.00	1.50/58/11.25	2.00/58/11.25	971.43
3	Outram Luke	GBR 	-21 M	2.00/58/11.25	3.50/58/12.00		971.43
4	Critchley Jack	GBR 	-21 M	4.00/58/13.00	4.00/58/12.00	2.00/58/12.00	914.29
5	Burke Thomas	GBR 	-21 M	1.50/58/14.25	0.00/58/14.25		707.14


## Open Men Slalom Results

Homologation: Ranking List

	Name	Country	Categ.	Round 1	Round 2	Round 3	Overall
1	Hebdon Harry	*GBR 	Ope M	1.50/58/11.25	0.00/58/12.00		67.50
2	Oliver William	*GBR 	Ope M	4.50/40	3.00/58/12.00	1.00/58/11.25	67.00



## Under 10 Boys Tricks Results

Homologation: Ranking List

	Name	Country	Categ.	Round 1	Round 2	Round 3	Overall
1	Parkin Tom	GBR 	-10 M	930	460		1000.00


## Under 12 Girls Tricks Results

Homologation: Ranking List

	Name	Country	Categ.	Round 1	Round 2	Round 3	Overall
1	Roberts Lucy	GBR 	-12 F	1270	1270		1000.00
2	Scutt Emma	GBR 	-12 F	940	680		740.16


## Under 12 Boys Tricks Results

Homologation: Ranking List

	Name	Country	Categ.	Round 1	Round 2	Round 3	Overall
1	Rowland Matthew	GBR 	-12 M	2260	1750		1000.00



## Under 14 Girls Tricks Results

Homologation: Ranking List

	Name	Country	Categ.	Round 1	Round 2	Round 3	Overall
1	Butterfield Amber	GBR 	-14 F	2860	1440		1000.00


## Under 14 Boys Tricks Results

Homologation: Ranking List

	Name	Country	Categ.	Round 1	Round 2	Round 3	Overall
1	Scutt Oli	GBR 	-14 M	970	1630		1000.00
2	Robinson Marcus	GBR 	-14 M	1010	1230		754.60




## Over 65 Men Tricks Results

Homologation: Ranking List

	Name	Country	Categ.	Round 1	Round 2	Round 3	Overall
1	Philips John	GBR 	65+ M	780			1000.00



## Over 55 Men Tricks Results

Homologation: Ranking List

	Name	Country	Categ.	Round 1	Round 2	Round 3	Overall
1	Jones Keith	*GBR 	55+ M	1920	2170		1284.02
2	Hammersley Paul	GBR 	55+ M	1170	1690		1000.00
3	Ward George	*GBR 	55+ M		840		497.04



**Over 45 Ladies Tricks Results**

Homologation: Ranking List

	Name	Country	Categ.	Round 1	Round 2	Round 3	Overall
1	Porter Joanne	GBR 	45+ F	1760	1870		1000.00
2	Hazelwood Kate	GBR 	45+ F	1160			620.32


**Over 45 Men Tricks Results**

Homologation: Ranking List

	Name	Country	Categ.	Round 1	Round 2	Round 3	Overall
1	Beard Mark	GBR 	45+ M	2030	1680		1000.00
2	Mcgarry Nick	*GBR 	45+ M	720			354.68



**Over 35 Men Tricks Results**

Homologation: Ranking List

	Name	Country	Categ.	Round 1	Round 2	Round 3	Overall
1	Higgins Daryl	IRL 	35+ M		900		1000.00




**Under 17 Girls Tricks Results**

Homologation: Ranking List

	Name	Country	Categ.	Round 1	Round 2	Round 3	Overall
1	Nutt Katie	GBR 	-17 F	3260	3620		1000.00
2	Outram Sanchia	GBR 	-17 F	3310	3010		914.36




**Under 17 Boys Tricks Results**

Homologation: Ranking List

	Name	Country	Categ.	Round 1	Round 2	Round 3	Overall
1	Davies Aaron	GBR 	-17 M	2500	3750		1000.00
2	Turp Benjamin	GBR 	-17 M	1480	3540		944.00
3	Young Harry	GBR 	-17 M	1510			402.67




**Under 21 Ladies Tricks Results**



Homologation: Ranking List

	Name	Country	Categ.	Round 1	Round 2	Round 3	Overall
1	Wharton Charlotte	GBR 	-21 F	1890	4620		1000.00
2	Grant Taryn	CAN 	-21 F	3090	4070		880.95
3	Jones Sophie	GBR 	-21 F	3070			664.50

**Under 21 Men Tricks Results**


Homologation: Ranking List

	Name	Country	Categ.	Round 1	Round 2	Round 3	Overall
1	Outram Luke	GBR 	-21 M	7250	7960		1000.00
2	Hazelwood Robert	GBR 	-21 M	6410	4080		805.28
3	Poole Thomas	GBR 	-21 M	4720			592.96

	Name	Country	Categ.	Round 1	Round 2	Round 3	Overall
4	Burke Thomas	GBR 	-21 M	2840	2950		370.60
5	Critchley Jack	GBR 	-21 M		1480		185.93



**Under 14 Girls Jump Results**

Homologation: Ranking List

	Name	Country	Categ.	Round 1	Round 2	Round 3	Overall
1	Butterfield Amber	GBR 	-14 F	14.8m	16.9m		1000.00


**Under 14 Boys Jump Results**

Homologation: Ranking List

	Name	Country	Categ.	Round 1	Round 2	Round 3	Overall
1	Scutt Oli	GBR 	-14 M	27.0m	28.4m		1000.00
2	Robinson Marcus	GBR 	-14 M	14.2m	15.6m		304.35



**Over 65 Men Jump Results**

Homologation: Ranking List

	Name	Country	Categ.	Round 1	Round 2	Round 3	Overall
1	Philips John	GBR 	65+ M	22.3m	21.7m		1000.00



**Over 55 Men Jump Results**

Homologation: Ranking List

	Name	Country	Categ.	Round 1	Round 2	Round 3	Overall
1	Hammersley Paul	GBR 	55+ M	35.9m	38.7m		1000.00
2	Clarke Geoff	*IRL 	55+ M	0.00m	36.3m		916.38





**Over 45 Ladies Jump Results**

Homologation: Ranking List

	Name	Country	Categ.	Round 1	Round 2	Round 3	Overall
1	Porter Joanne	GBR 	45+ F	21.7m	23.9m		1000.00
2	Hazelwood Kate	GBR 	45+ F	20.2m			781.07


**Over 45 Men Jump Results**

Homologation: Ranking List

	Name	Country	Categ.	Round 1	Round 2	Round 3	Overall
1	Hazelwood Timothy	*GBR 	45+ M	52.7m	52.3m		1447.46
2	Singleton Chris	*GBR 	45+ M	45.3m	50.2m		1362.71
3	Beard Mark	GBR 	45+ M	0.00m	39.5m		1000.00
4	Mcgary Nick	*GBR 	45+ M	12.1m			71.19



**Over 35 Men Jump Results**

Homologation: Ranking List

	Name	Country	Categ.	Round 1	Round 2	Round 3	Overall
1	Higgins Daryl	IRL 	35+ M	36.1m	36.4m		1000.00




**Under 17 Girls Jump Results**

Homologation: Ranking List

	Name	Country	Categ.	Round 1	Round 2	Round 3	Overall
1	Outram Sanchia	GBR 	-17 F	31.6m	30.5m		1000.00
2	Nutt Katie	GBR 	-17 F	19.4m	21.0m		569.11




**Under 17 Boys Jump Results**

Homologation: Ranking List

	Name	Country	Categ.	Round 1	Round 2	Round 3	Overall
1	Davies Aaron	GBR 	-17 M	39.3m	39.7m		1000.00
2	Young Harry	GBR 	-17 M	38.6m	37.9m		962.96
3	Turp Benjamin	GBR 	-17 M	33.1m	33.6m		794.61







**Under 21 Ladies Jump Results**

Homologation: Ranking List

	Name	Country	Categ.	Round 1	Round 2	Round 3	Overall
1	Grant Taryn	CAN 	-21 F	50.0m	50.9m		1000.00
2	Wharton Charlotte	GBR 	-21 F	43.0m	45.2m		870.16
3	Jones Sophie	GBR 	-21 F	26.8m	27.5m		466.97




**Under 21 Men Jump Results**

Homologation: Ranking List


	Name	Country	Categ.	Round 1	Round 2	Round 3	Overall
1	Critchley Jack	GBR 	-21 M	61.0m	61.6m		1000.00
2	Outram Luke	GBR 	-21 M	53.4m	52.9m		841.09
3	Hazelwood Ben	*GBR 	-21 M	52.1m	50.6m		815.89
4	Hazelwood Robert	GBR 	-21 M	52.0m	50.3m		813.95
5	Poole Thomas	GBR 	-21 M	45.7m	47.4m		724.81
6	Burke Thomas	GBR 	-21 M	44.9m	46.1m		699.61

**Open Men Jump Results**



Homologation: Ranking List

	Name	Country	Categ.	Round 1	Round 2	Round 3	Overall
1	Wharton Christopher	*GBR 	Ope M	56.5m	57.4m		47.40
2	Oliver William	*GBR 	Ope M	56.2m	56.9m		46.90
3	Grant Cole	*CAN 	Ope M	49.3m	49.5m		39.50


**Under 10 Boys Overall Results**

	Name	Country	Categ.	Slalom	Tricks	Jump	Overall
1	Parkin Tom	GBR 	-10 M	1000.00	1000.00		2000.00


**Under 12 Girls Overall Results**

	Name	Country	Categ.	Slalom	Tricks	Jump	Overall
1	Roberts Lucy	GBR 	-12 F	1000.00	1000.00		2000.00
2	Scutt Emma	GBR 	-12 F	637.68	740.16		1377.84



**Under 12 Boys Overall Results**

	Name	Country	Categ.	Slalom	Tricks	Jump	Overall
1	Rowland Matthew	GBR 	-12 M	1000.00	1000.00		2000.00


**Under 14 Girls Overall Results**

	Name	Country	Categ.	Slalom	Tricks	Jump	Overall
1	Butterfield Amber	GBR 	-14 F	1000.00	1000.00	1000.00	3000.00


**Under 14 Boys Overall Results**

	Name	Country	Categ.	Slalom	Tricks	Jump	Overall
1	Scutt Oli	GBR 	-14 M	909.09	1000.00	1000.00	2909.09
2	Robinson Marcus	GBR 	-14 M	1000.00	754.60	304.35	2058.95



**Over 65 Men Overall Results**

	Name	Country	Categ.	Slalom	Tricks	Jump	Overall
1	Philips John	GBR 	65+ M	1000.00	1000.00	1000.00	3000.00


**Over 55 Men Overall Results**

	Name	Country	Categ.	Slalom	Tricks	Jump	Overall
1	Hammersley Paul	GBR 	55+ M	1000.00	1000.00	1000.00	3000.00


**Over 45 Ladies Overall Results**

	Name	Country	Categ.	Slalom	Tricks	Jump	Overall
1	Porter Joanne	GBR 	45+ F	1000.00	1000.00	1000.00	3000.00
2	Hazelwood Kate	GBR 	45+ F	910.71	620.32	781.07	2312.10



**Over 45 Men Overall Results**

	Name	Country	Categ.	Slalom	Tricks	Jump	Overall
1	Beard Mark	GBR 	45+ M	1000.00	1000.00	1000.00	3000.00




**Over 35 Men Overall Results**

	Name	Country	Categ.	Slalom	Tricks	Jump	Overall
1	Higgins Daryl	IRL 	35+ M	1000.00	1000.00	1000.00	3000.00




**Under 17 Girls Overall Results**

	Name	Country	Categ.	Slalom	Tricks	Jump	Overall
1	Outram Sanchia	GBR 	-17 F	1000.00	914.36	1000.00	2914.36
2	Nutt Katie	GBR 	-17 F	949.15	1000.00	569.11	2518.26






### Under 17 Boys Overall Results

	Name	Country	Categ.	Slalom	Tricks	Jump	Overall
1	Davies Aaron	GBR 	-17 M	1000.00	1000.00	1000.00	3000.00
2	Turp Benjamin	GBR 	-17 M	1000.00	944.00	794.61	2738.61
3	Young Harry	GBR 	-17 M	890.62	402.67	962.96	2256.25

### Under 21 Ladies Overall Results

	Name	Country	Categ.	Slalom	Tricks	Jump	Overall
1	Grant Taryn	CAN 	-21 F	1000.00	880.95	1000.00	2880.95
2	Wharton Charlotte	GBR 	-21 F	911.76	1000.00	870.16	2781.92
3	Jones Sophie	GBR 	-21 F	680.15	664.50	466.97	1811.62

### Under 21 Men Overall Results

	Name	Country	Categ.	Slalom	Tricks	Jump	Overall
1	Outram Luke	GBR 	-21 M	971.43	1000.00	841.09	2812.52
2	Hazelwood Robert	GBR 	-21 M	1000.00	805.28	813.95	2619.23
3	Poole Thomas	GBR 	-21 M	971.43	592.96	724.81	2289.20
4	Critchley Jack	GBR 	-21 M	914.29	185.93	1000.00	2100.22
5	Burke Thomas	GBR 	-21 M	707.14	370.60	699.61	1777.35

Chief Judge  
Asher Gillian

Homologator  
Davies Peter

Scorer  
Heath Gill