






















Overall Team classification Team results

Country	Name	Categ.	Slalom	Tricks	Jump	Overall
1 	United States of America		4908.94	5000.00	5000.00	14908.94
	BENZEL, Cvndi*	65+ F	*1000.00	811.40		
	CHAPPELL, Dean*	65+ M	686.87	360.19	*1000.00	
	FIZER, Graham	35+ M	693.18	257.09	702.27	
	KELLEY, Jov*	55+ F	*989.80	*1000.00	*1000.00	
	KOENIG, Marv	55+ F	775.51	312.68	863.52	
	KRUEGER, Lori*	45+ F	*1000.00	970.93	*1000.00	
	MORGAN, Mike*	55+ M	*991.30	*1000.00	809.78	
	NAGLE, Brandv*	35+ F	807.69	*1000.00	954.55	
	SIEMERS, Jimmy*	35+ M	681.82	*1000.00	*1000.00	
	SHAW, Marc*	45+ M	*927.84	*1000.00	*1000.00	
2 	Great Britain		4654.24	2930.25	4448.87	12033.36
	PHILIPS, John*	65+ M	787.88	*492.89	*768.80	
	COHEN, Jonathan*	65+ M	*1000.00			
	FISHER, Jodi*	45+ M	*896.91	*421.05	637.43	
	SINGLETON, Chris*	45+ M	597.94	361.16	*950.29	
	HAZELWOOD, Timothy*	55+ M	*869.57	*616.78	*1000.00	
	BEARD, Mark*	55+ M	504.35	*417.23	*831.52	
	WINTER, Hilary*	55+ F	*887.76			
	SHEDD, Philippa*	55+ F	*1000.00	*982.30	*898.26	
3 	Germany		3326.11	3955.27	3844.58	11125.96
	LANGROCK, Claudia*	45+ F	*679.01	*1000.00	*591.26	
	MENZEL, Hans-Joachim*	55+ M	*608.70	*467.12	*451.09	
	HUELLE, Gabriele*	65+ F	*725.27	*1000.00	*1000.00	
	HUELLER, Heiko*	65+ M	*808.08	*682.46	*883.01	
	SENGE, Wolfaana*	65+ M	*505.05	*805.69	*919.22	
4 	Canada		4746.95	2476.19	2477.57	9700.71
	DODD, Bruce*	55+ M	*1000.00	*873.02		
	STEVENS, Mark*	55+ M	*878.26	*603.17	*845.11	
	CLOUTIER, Jean*	55+ M	704.35	331.07	*771.74	
	PLOUFFE, Pierre*	65+ M	*868.69	*1000.00	*860.72	
	WINK, Robert	45+ M	804.12			
	FINLAYSON, Trent*	35+ M	*1000.00			
	COLLOMBIN, Mike	45+ M	793.81			
	DURIGON, Wendy	45+ F	641.98			
	PHILLIPS, Kathv	55+ F	653.06			
	JOHNSON, Todd*	45+ M	*1000.00			
5 	Norway		3962.92	1415.77	2448.52	7827.21
	JOHNSEN, Lasse*	65+ M	*686.87	*478.67	*807.80	
	LILLEBERG, Audun*	65+ M	*707.07	*189.57	*841.23	
	FOSS, Anders*	35+ M	*806.82			
	FINSTAD, Hanne Lotte*	55+ F	102.04	*230.09		
	ELGESEM VANG, Lise*	45+ F	*864.20	*517.44	*799.49	
	VARMING, Susanne*	55+ F	*897.96			
6 	Australia		3425.75	2063.84	1841.31	7330.90
	ACKLAND, Jason*	45+ M	*628.87			
	DOUGLAS, Frederick*	65+ M	*767.68			
	MALONEY, Paul*	55+ M	469.57	*297.05		
	CRISP, Sue*	55+ F	*795.92	*407.08		
	LOUDER, Mark*	55+ M	*591.30		*714.67	
	ITO, Ken*	45+ M	216.49	*348.46	*473.68	
	BUCK, Cherie*	45+ F	*641.98	*587.21	*652.96	

Country	Name	Categ.	Slalom	Tricks	Jump	Overall
7  France			3706.63	1495.54	1603.17	6805.34
	FAU. Baptiste*	35+ M	*704.55	*474.10	*711.36	
	MAROIS. Sebastien*	35+ M	*704.55	*261.00		
	DELEAGE. Nicolas	35+ M	79.55			
	GABRIEL. Raoul*	45+ M	*845.36	*760.44	*891.81	
	GUYAMIER. Patrick*	55+ M	*800.00			
	REYBIER. Philippe*	55+ M	*652.17			
	FOX. Jean Pierre	65+ M	80.81			
8  Chile			3629.59	1562.83	995.45	6187.87
	LEHUEDE. Michelle*	35+ F		*246.38		
	MIRANDA. Rodrigo*	35+ M	*795.45	*715.54	*995.45	
	RAAB. Matias*	35+ M	*534.09			
	BOBILLIER. Jacqueline	45+ F	469.14			
	LEHUEDE. Luis Felipe	45+ M	422.68			
	SOLARI. Agustin*	45+ M	*639.18			
	DESGROUX. Maria Graciela	55+ F	428.57			
	BAR. Christian*	55+ M	*860.87			
	RITTER. Robert*	55+ M	730.43	*600.91		
	ROSENBERG. Ruben*	55+ M	*800.00			
9  Japan			1064.61	1469.14	1970.80	4504.55
	IKEDA. Motomi*	45+ F			*416.45	
	MIWA. Hisashi*	55+ M	*486.96	*439.91	*554.35	
	IKEDA. Masahiro*	45+ M	*123.71			
	KAMIYA. Harue*	35+ F	*256.41	*613.53	*1000.00	
	TSUDA. Kaoru*	45+ F	*197.53	*415.70		
10  Mexico			2307.92	805.81	722.22	3835.95
	FONT. Aline*	45+ F	*790.12			
	ANGEL. Francisco*	45+ M	*752.58	*805.81	*722.22	
	PEREZPRIEGO. Jose Antonio*	55+ M	*765.22			
11  Argentina			2510.36	811.60		3321.96
	GOTTARDI. Sebastian*	35+ M	*488.64			
	WENDEL. Rodolfo*	65+ M	*777.78			
	TEJEDA. Maria Laura*	35+ F	*38.46			
	LOPEZ. Martin*	35+ M	*659.09	*258.06		
	MUNOZ. Miquel*	45+ M	*546.39	*553.54		
12  Colombia			1930.95	1142.71		3073.66
	DELGADOM.. Dieao*	35+ M	*625.00	*166.18		
	JARAMILLOV.. Manuela*	35+ F	*692.31	*625.60		
	AMAYA E.. Juan Dieao*	35+ M	*613.64	*350.93		
13  Brasil			2827.56			2827.56
	BOTELHO. Rodrigo*	45+ M	*628.87			
	SOARES. Alberto*	45+ M	*835.05			
	MANTEGAZZA. Luca*	35+ M	*772.73			
	HON. Anderson*	35+ M	*590.91			
14  Sweden			1817.39		595.53	2412.92
	ASBERG. Gunilla*	55+ F			*595.53	
	HIRST. Josefin*	35+ F	*1000.00			
	SVENSSON. Peter*	55+ M	*817.39			
15  New Zealand			747.83	668.93	614.13	2030.89
	CONNELL. John*	55+ M	*747.83	*668.93	*614.13	
16  Denmark			680.41	748.82		1429.23
	LAURSEN. Henrik*	45+ M	*680.41			
	ARPHANSEN. Lars*	65+ M		*748.82		
17  Netherlands			587.63	444.65		1032.28
	DOKOUPIL. Tom*	45+ M	*587.63	*444.65		

	Country	Name	Categ.	Slalom	Tricks	Jump	Overall
18	 Italy	MARIANI, Gabriele*	45+ M	845.36			845.36
				*845.36			
19	 Spain	BLANCH OLIVE, Natalia*	45+ F	839.51			839.51
				*839.51			
20	 Lithuania	VALENTELIS, Vvtautas*	55+ M	582.61			582.61
				*582.61			
21	 South Africa	DE JONGH, Dennis*	55+ M		390.02		390.02
					*390.02		

SMITH, Jeffrey D.
Chief Judge

KOLMAN, Zdenek
Homologator

LANGROCK, Ulf
Scorer