






Over 35 Women Slalom Results

Homologation: Ranking List

Bib	Name	Country	Categ.	Eliminatoires	Finales	Overall
1	LACARRAU Cecile	*FRA 	35+ F	5,00/55/16.00	3,50/55/14.25	766,67
2	CRASTRE Nathalie	*FRA 	35+ F	1,00/55/14.25	2,50/55/16.00	733,33



Over 45 Women Slalom Results

Homologation: Ranking List

Bib	Name	Country	Categ.	Eliminatoires	Finales	Overall
1	MARCHEVET Cecile	*FRA 	45+ F	2,00/52/12.00	3,25/52/12.00	916,67
2	EMMETT Karine	*FRA 	45+ F	3,50/52/13.00	2,00/52/13.00	833,33
3	POMMIER Fabienne	*FRA 	45+ F	0,00/52/16.00		608,70





Over 55 Women Slalom Results

Homologation: Ranking List

Bib	Name	Country	Categ.	Eliminatoires	Finales	Overall
1	ALESSANDRI GERMON Corinne	*FRA 	55+ F	3,50/52/13.00	2,00/52/12.00	984,13
2	MARIN Anne Cecile	*FRA 	55+ F	3,00/52/14.25	2,00/52/14.25	809,52












Over 35 Men Slalom Results

Homologation: Ranking List

Bib	Name	Country	Categ.	Eliminatoires	Finales	Overall
1	SOURTY Marc	*FRA 	35+ M	4,00/55/10.75	1,50/55/10.75	921,35
2	DELACOUR Arnaud	*FRA 	35+ M	3,00/55/11.25	3,50/55/11.25	848,31
3	FOURASTIER Paul	*FRA 	35+ M	3,00/55/12.00	5,00/55/12.00	797,75
4	DELPY Anthony	*FRA 	35+ M	6,00/55/14.25	5,00/55/13.00	730,34














Over 45 Men Slalom Results

Homologation: Ranking List

Bib	Name	Country	Categ.	Eliminatoires	Finales	Overall
1	LAVOUE Geoffroy	*FRA 	45+ M	2,00/55/10.75	1,50/55/10.75	909,09
2	MIERMONT Stephane	*FRA 	45+ M	5,00/55/11.25	5,50/55/11.25	880,68
3	GABRIEL Raoul	*FRA 	45+ M	3,00/55/11.25	3,00/55/11.25	852,27
4	MAROIS Sebastien	*FRA 	45+ M	4,00/55/11.25	1,50/55/11.25	863,64
5	ROCHER Thierry	*FRA 	45+ M	3,00/55/10.75	0,00/55/11.25	920,45
6	DUCROT Nicolas	*FRA 	45+ M	4,00/34	3,00/55/11.25	852,27
6	VAZQUEZ VALLS Sergio Killian	*ESP 	45+ M	2,00/55/11.25	3,00/55/11.25	852,27
8	LAFLEUR Jean-Marc	*FRA 	45+ M	2,50/55/12.00	2,00/55/11.25	840,91
9	CLEMENCON Guillaume	*FRA 	45+ M	4,50/55/14.25	4,50/55/13.00	732,95
10	GEOFFROY Romain	*FRA 	45+ M	5,00/55/13.00	1,50/55/13.00	738,64
11	LHOMMELET Wilfried	*FRA 	45+ M	2,00/55/11.25	4,50/55/14.25	840,91



Over 55 Men Slalom Results

Homologation: Ranking List

Bib	Name	Country	Categ.	Eliminatoires	Finales	Overall
1	MARILLIER Regis	*FRA 	55+ M	3,00/55/12.00	2,50/55/11.25	866,28
2	GUYAMIER Patrick	*FRA 	55+ M	4,50/55/12.00	2,00/55/11.25	860,47
3	DUMINIL Frederic	*FRA 	55+ M	3,00/55/12.00	1,50/55/11.25	854,65
4	NGUYEN Nam	*FRA 	55+ M	4,00/55/12.00	3,00/55/12.00	813,95
5	REYBIER Philippe	*FRA 	55+ M	2,00/55/12.00	2,50/55/12.00	796,51
6	OUBELAID Djamel	*MAR 	55+ M	3,50/55/13.00	2,00/55/12.00	790,70
7	FLEURY Jean-Pierre	*FRA 	55+ M	2,50/55/14.25	4,00/55/14.25	674,42
8	SPORTICH Thierry	*FRA 	55+ M	3,00/34	5,00/55/13.00	755,81
9	VIGNERON Frederic	*FRA 	55+ M	2,00/55/14.25	2,00/55/14.25	651,16
10	DELAGE Pascal	*FRA 	55+ M	5,00/55/18.25	5,00/55/18.25	546,51
11	GEORGEON Stephane	*FRA 	55+ M	2,00/55/14.25	4,00/55/18.25	651,16
11	LEMARIE Eric	*FRA 	55+ M	3,00/34	4,00/55/18.25	534,88
13	MATHIEU Francois	*FRA 	55+ M	1,00/55/14.25	5,00/34	639,53



Over 65 Men Slalom Results

Homologation: Ranking List


Bib	Name	Country	Categ.	Eliminatoires	Finales	Overall
1	GAMBUT Jerome	*FRA 	65+ M	3,00/52/12.00	5,00/52/13.00	900,00
2	BRUNEL Pierre Gilles	*FRA 	65+ M	5,00/52/14.25	1,00/34	757,14

Over 70 Men, Over 75 Men Slalom Results




Homologation: Ranking List

Bib	Name	Country	Categ.	Eliminatoires	Finales	Overall
1	LEPRINCE Philippe	*FRA 	70+ M	3,00/52/12.00	2,00/52/12.00	969,23
2	FOX Jean Pierre	*FRA 	75+ M	4,00/49/16.00	5,00/49/16.00	694,92


Over 35 Women Overall Results

Bib	Name	Country	Categ.	Slalom	Tricks	Jump	Overall
1	CRASTRE Nathalie	*FRA 	35+ F	733,33	108,43	363,89	1205,65




Over 35 Men Overall Results

Bib	Name	Country	Categ.	Slalom	Tricks	Jump	Overall
1	DELACOUR Arnaud	*FRA 	35+ M	848,31	266,67	795,45	1910,43
2	FOURASTIER Paul	*FRA 	35+ M	797,75	246,59	806,82	1851,16
3	DELPY Anthony	*FRA 	35+ M	730,34	193,57	352,27	1276,18

Over 45 Men Overall Results


Bib	Name	Country	Categ.	Slalom	Tricks	Jump	Overall
1	MAROIS Sebastien	*FRA 	45+ M	863,64	609,05	293,43	1766,12

Over 55 Men Overall Results

Bib	Name	Country	Categ.	Slalom	Tricks	Jump	Overall
1	MATHIEU Francois	*FRA 	55+ M	639,53	466,35	623,73	1729,61
2	FLEURY Jean-Pierre	*FRA 	55+ M	674,42	461,54	457,63	1593,59
3	VIGNERON Frederic	*FRA 	55+ M	651,16	420,67	484,75	1556,58


Over 35 Women Tricks Results

Homologation: Ranking List

Bib	Name	Country	Categ.	Eliminatoires	Finales	Overall
1	CRASTRE Nathalie	*FRA 	35+ F	670	720	108,43




Over 45 Women Tricks Results

Homologation: Ranking List

Bib	Name	Country	Categ.	Eliminatoires	Finales	Overall
1	MARCHEVET Cecile	*FRA 	45+ F	2830	2830	702,23




Over 35 Men Tricks Results

Homologation: Ranking List

Bib	Name	Country	Categ.	Eliminatoires	Finales	Overall
1	DELACOUR Arnaud	*FRA 	35+ M	3170	3320	266,67
2	FOURASTIER Paul	*FRA 	35+ M	1910	3070	246,59
3	DELPY Anthony	*FRA 	35+ M	2270	2410	193,57






Over 45 Men Tricks Results

Homologation: Ranking List

Bib	Name	Country	Categ.	Eliminatoires	Finales	Overall
1	GABRIEL Raoul	*FRA 	45+ M	2720	2980	613,17
2	MAROIS Sebastien	*FRA 	45+ M	2960	2910	609,05
3	ROCHER Thierry	*FRA 	45+ M	360		74,07








































Over 55 Men Tricks Results

Homologation: Ranking List

Bib	Name	Country	Categ.	Eliminatoires	Finales	Overall
1	PAOLI Jean-Michel	*FRA 	55+ M	2500	2500	600,96
2	MATHIEU Francois	*FRA 	55+ M	1940	1820	466,35
3	FLEURY Jean-Pierre	*FRA 	55+ M	1920	1610	461,54
4	DELAGE Pascal	*FRA 	55+ M	1240	860	298,08
5	VIGNERON Frederic	*FRA 	55+ M	1750	360	420,67
















All skiers Slalom Results

Homologation: Ranking List

Bib	Name	Country	Categ.	Eliminatoires	Finales	Overall
1	LAVOUE Geoffroy	*FRA 	45+ M	2,00/55/10.75	1,50/55/10.75	909,09
2	MIERMONT Stephane	*FRA 	45+ M	5,00/55/11.25	5,50/55/11.25	880,68
3	GABRIEL Raoul	*FRA 	45+ M	3,00/55/11.25	3,00/55/11.25	852,27
4	MARILLIER Regis	*FRA 	55+ M	3,00/55/12.00	2,50/55/11.25	866,28
5	GUYAMIER Patrick	*FRA 	55+ M	4,50/55/12.00	2,00/55/11.25	860,47
6	DUMINIL Frederic	*FRA 	55+ M	3,00/55/12.00	1,50/55/11.25	854,65
6	MAROIS Sebastien	*FRA 	45+ M	4,00/55/11.25	1,50/55/11.25	863,64
8	ROCHER Thierry	*FRA 	45+ M	3,00/55/10.75	0,00/55/11.25	920,45
9	NGUYEN Nam	*FRA 	55+ M	4,00/55/12.00	3,00/55/12.00	813,95
10	REYBIER Philippe	*FRA 	55+ M	2,00/55/12.00	2,50/55/12.00	796,51
11	OUBELAID Djamel	*MAR 	55+ M	3,50/55/13.00	2,00/55/12.00	790,70
12	FLEURY Jean-Pierre	*FRA 	55+ M	2,50/55/14.25	4,00/55/14.25	674,42
13	DUCROT Nicolas	*FRA 	45+ M	4,00/34	3,00/55/11.25	852,27
13	VAZQUEZ VALLS Sergio Killian	*ESP 	45+ M	2,00/55/11.25	3,00/55/11.25	852,27
15	LAFLEUR Jean-Marc	*FRA 	45+ M	2,50/55/12.00	2,00/55/11.25	840,91
16	SPORTICH Thierry	*FRA 	55+ M	3,00/34	5,00/55/13.00	755,81
17	CLEMENCON Guillaume	*FRA 	45+ M	4,50/55/14.25	4,50/55/13.00	732,95
18	GEOFFROY Romain	*FRA 	45+ M	5,00/55/13.00	1,50/55/13.00	738,64
19	LHOMMELET Wilfried	*FRA 	45+ M	2,00/55/11.25	4,50/55/14.25	840,91
20	VIGNERON Frederic	*FRA 	55+ M	2,00/55/14.25	2,00/55/14.25	651,16
21	DELAGE Pascal	*FRA 	55+ M	5,00/55/18.25	5,00/55/18.25	546,51
22	GEORGEON Stephane	*FRA 	55+ M	2,00/55/14.25	4,00/55/18.25	651,16
22	LEMARIE Eric	*FRA 	55+ M	3,00/34	4,00/55/18.25	534,88
24	MATHIEU Francois	*FRA 	55+ M	1,00/55/14.25	5,00/34	639,53
25	SOURTY Marc	*FRA 	35+ M	4,00/55/10.75	1,50/55/10.75	921,35
26	DELACOUR Arnaud	*FRA 	35+ M	3,00/55/11.25	3,50/55/11.25	848,31
27	FOURASTIER Paul	*FRA 	35+ M	3,00/55/12.00	5,00/55/12.00	797,75
28	DELPY Anthony	*FRA 	35+ M	6,00/55/14.25	5,00/55/13.00	730,34
29	MARCHEVET Cecile	*FRA 	45+ F	2,00/52/12.00	3,25/52/12.00	916,67
30	ALESSANDRI GERMON Corinne	*FRA 	55+ F	3,50/52/13.00	2,00/52/12.00	984,13
30	LEPRINCE Philippe	*FRA 	70+ M	3,00/52/12.00	2,00/52/12.00	969,23
32	GAMBUT Jerome	*FRA 	65+ M	3,00/52/12.00	5,00/52/13.00	900,00
33	LACARRAU Cecile	*FRA 	35+ F	5,00/55/16.00	3,50/55/14.25	766,67
34	EMMETT Karine	*FRA 	45+ F	3,50/52/13.00	2,00/52/13.00	833,33
35	CRASTRE Nathalie	*FRA 	35+ F	1,00/55/14.25	2,50/55/16.00	733,33
36	MARIN Anne Cecile	*FRA 	55+ F	3,00/52/14.25	2,00/52/14.25	809,52
37	FOX Jean Pierre	*FRA 	75+ M	4,00/49/16.00	5,00/49/16.00	694,92
38	BRUNEL Pierre Gilles	*FRA 	65+ M	5,00/52/14.25	1,00/34	757,14
39	POMMIER Fabienne	*FRA 	45+ F	0,00/52/16.00		608,70




All skiers Tricks Results

Homologation: Ranking List

Bib	Name	Country	Categ.	Eliminatoires	Finales	Overall
1	DELACOUR Arnaud	*FRA 	35+ M	3170	3320	266,67
2	FOURASTIER Paul	*FRA 	35+ M	1910	3070	246,59
3	GABRIEL Raoul	*FRA 	45+ M	2720	2980	613,17
4	MAROIS Sebastien	*FRA 	45+ M	2960	2910	609,05
5	MARCHEVET Cecile	*FRA 	45+ F	2830	2830	702,23
6	PAOLI Jean-Michel	*FRA 	55+ M	2500	2500	600,96
7	DELPY Anthony	*FRA 	35+ M	2270	2410	193,57
8	COUGARD Philippe	*FRA 	70+ M	2300	2080	1150,00
9	MATHIEU Francois	*FRA 	55+ M	1940	1820	466,35
10	FLEURY Jean-Pierre	*FRA 	55+ M	1920	1610	461,54
11	DELAGE Pascal	*FRA 	55+ M	1240	860	298,08
12	CRASTRE Nathalie	*FRA 	35+ F	670	720	108,43
13	FOX Jean Pierre	*FRA 	75+ M	480	480	480,00
14	VIGNERON Frederic	*FRA 	55+ M	1750	360	420,67
15	ROCHER Thierry	*FRA 	45+ M	360		74,07



Over 35 Men Jump Results

Homologation: Ranking List

Bib	Name	Country	Categ.	Eliminatoires	Finales	Overall
1	DELACOUR Arnaud	*FRA 	35+ M	45,9m	48,0m	795,45
2	FOURASTIER Paul	*FRA 	35+ M	48,6m	47,6m	806,82
3	DELPY Anthony	*FRA 	35+ M	22,2m	24,6m	352,27




Over 45 Men Jump Results

Homologation: Ranking List

Bib	Name	Country	Categ.	Eliminatoires	Finales	Overall
1	GOURDET Mathieu	*FRA 	45+ M	22,3m	24,9m	443,66
2	MAROIS Sebastien	*FRA 	45+ M	13,8m	18,5m	293,43










Over 55 Men Jump Results

Homologation: Ranking List

Bib	Name	Country	Categ.	Eliminatoires	Finales	Overall
1	MATHIEU Francois	*FRA 	55+ M	19,5m	24,4m	623,73
2	VIGNERON Frederic	*FRA 	55+ M	16,2m	20,3m	484,75
3	FLEURY Jean-Pierre	*FRA 	55+ M	14,3m	19,5m	457,63



All skiers Jump Results

Homologation: Ranking List

Bib	Name	Country	Categ.	Eliminatoires	Finales	Overall
1	DELACOUR Arnaud	*FRA 	35+ M	45,9m	48,0m	795,45
2	FOURASTIER Paul	*FRA 	35+ M	48,6m	47,6m	806,82
3	GOURDET Mathieu	*FRA 	45+ M	22,3m	24,9m	443,66
4	DELPY Anthony	*FRA 	35+ M	22,2m	24,6m	352,27
5	MATHIEU Francois	*FRA 	55+ M	19,5m	24,4m	623,73
6	VIGNERON Frederic	*FRA 	55+ M	16,2m	20,3m	484,75
7	FLEURY Jean-Pierre	*FRA 	55+ M	14,3m	19,5m	457,63
8	CRASTRE Nathalie	*FRA 	35+ F	14,2m	19,1m	363,89
9	MAROIS Sebastien	*FRA 	45+ M	13,8m	18,5m	293,43


Over 70 Men, Over 75 Men Tricks Results

Homologation: Ranking List

Bib	Name	Country	Categ.	Eliminatoires	Finales	Overall
1	COUGARD Philippe	*FRA 	70+ M	2300	2080	1150,00
2	FOX Jean Pierre	*FRA 	75+ M	480	480	480,00

Over 35 Women Jump Results

Homologation: Ranking List

Bib	Name	Country	Categ.	Eliminatoires	Finales	Overall
1	CRASTRE Nathalie	*FRA 	35+ F	14,2m	19,1m	363,89

Chief Judge
Muriel FROMIAU

Homologator
Gael THERIN

Scorer
Cecile BRIDOUX