

## Over 35 Women Slalom Results

Homologation: Record capability

Bib	Name	Country	Categ.	Preliminary	Final	Overall	Team
1 (153)	ABELSON, Mariana	MEX	35+ F	3,00/55/13.00	3,00/55/12.00	904,11	868,42
2 (72)	EDGEcombe, Tiffany	CAN	35+ F	2,00/55/13.00	2,00/55/12.00		842,11
3 (104)	ATKINS, Kelly	GBR	35+ F	0,50/55/11.25	1,50/55/12.00	1000,00	960,53
4 (184)	HIRST, Josefin	SWE	35+ F	2,00/55/11.25	0,00/55/12.00		1000,00
5 (96)	ANDERSEN, Katrine	DEN	35+ F	2,00/55/13.00	3,50/55/13.00		723,68
5 (182)	CEDERQUIST, Linnea	SWE	35+ F	2,00/55/12.00	3,50/55/13.00	876,71	842,11
7 (174)	JAQUIER, Valerie	SUI	35+ F	1,00/55/13.00	5,00/55/14.25		657,89
8 (223)	KALKBRENNER, Erin	USA	35+ F	2,00/55/13.00	4,50/55/14.25	712,33	684,21
9 (127)	HULLER, Julia	GER	35+ F	1,00/55/13.00	3,00/55/14.25	684,93	657,89
10 (220)	JAQUESS, Renee	*USA	35+ F	4,00/55/14.25	DNS	602,74	
11 *(3)	BUISAN, Clemence	*FRA	35+ F	4,00/55/16.00			
11 (148)	KAMIYA, Harue	JPN	35+ F	4,00/55/16.00		438,36	421,05
13 (7)	CRASTRE, Nathalie	*FRA	35+ F	3,00/55/16.00		410,96	
14 (25)	LACARRAU, Cecile	*FRA	35+ F	1,50/55/16.00			
15 (137)	ANGLAND, Mary	IRL	35+ F	4,00/55/18.25			263,16
16 (194)	ALBERTSON, Bridget	*USA	35+ F	2,50/55/18.25		232,88	
17 (248)	PETIT, Kyle	*USA	35+ F	2,00/55/18.25		219,18	
18 (135)	VYMPRANIETSOVA, Marie	GRE	35+ F	2,50/52		68,49	65,79















## Over 35 Men Slalom Results

Homologation: Record capability

Bib	Name	Country	Categ.	Preliminary	Final	Overall	Team
1 (40)	SOURTY, Marc	FRA	35+ M	3,00/55/10.75	4,00/55/10.75		1000,00
2 (95)	VESELY, Petr	CZE	35+ M	2,00/55/10.75	3,00/55/10.75		975,00
3 (92)	DELGADO M., Diego Fernando	COL	35+ M	4,00/55/11.25	3,00/55/10.75		975,00
4 (198)	BLAKLEY, Joey	*USA	35+ M	3,00/55/11.25	2,00/55/10.75		
4 (106)	CAMPBELL, Glenn	GBR	35+ M	5,00/55/11.25	2,00/55/10.75		950,00
6 (209)	FIZER, Graham	USA	35+ M	3,50/55/11.25	1,00/55/10.75	1000,00	925,00
7 (100)	BALLUSROCA, Jordi	ESP	35+ M	0,00/55/10.75	3,00/55/11.25		900,00
8 (8)	DELACOUR, Arnaud	FRA	35+ M	3,00/55/11.25	2,00/55/11.25	891,89	825,00
8 (112)	MORRISON, William	GBR	35+ M	2,00/55/11.25	2,00/55/11.25	864,86	800,00
8 (80)	PLANTE, Oliver	*CAN	35+ M	4,00/55/11.25	2,00/55/11.25		
8 (255)	SHOEMAKER, Pete	*USA	35+ M	3,00/55/11.25	2,00/55/11.25		
12 (218)	HINMAN, Dana	*USA	35+ M	4,00/55/11.25	5,00/55/12.00		
13 (110)	JESSOP, Oliver	GBR	35+ M	1,50/55/11.25			787,50
13 *(268)	WINGERTER, David	*USA	35+ M	1,50/55/11.25			
15 (122)	BOTTCHER, Nick	GER	35+ M	0,50/55/11.25		824,32	762,50
16 (58)	FORTAMPS, Olivier	BEL	35+ M	4,00/55/12.00		756,76	700,00
16 (17)	FOURASTIER, Paul	FRA	35+ M	4,00/55/12.00		756,76	700,00
16 (82)	SCHAFER, Todd	*CAN	35+ M	4,00/55/12.00			
19 (91)	AMAYA E., Juan Diego	COL	35+ M	2,50/55/12.00			662,50
20 (65)	ABELSON, Richard	CAN	35+ M	2,00/55/12.00			650,00
21 (11)	DELPY, Anthony	*FRA	35+ M	4,00/55/13.00		594,59	
21 (240)	MOMMER, Brett	*USA	35+ M	4,00/55/13.00		594,59	
23 (222)	KALKBRENNER, Cole	*USA	35+ M	3,50/55/13.00		581,08	
24 *(109)	HERON, Chris	*GBR	35+ M	3,00/55/13.00			
25 (59)	GRAUX, Basile	BEL	35+ M	1,50/55/13.00		527,03	487,50
26 (124)	BUCKSCH, Jan	GER	35+ M	2,50/55/18.25		67,57	62,50
27 (241)	MOMMER, John	*USA	35+ M	0,00/55/18.25			
27 (131)	NOATNICK, Felix	GER	35+ M	0,00/55/18.25			









































## Over 45 Women Slalom Results

Homologation: Record capability

Bib	Name	Country	Categ.	Preliminary	Final	Overall	Team
1 (179)	ANDERBERG, Natasha	SWE 	45+ F	2,00/52/11.25	0,50/52/11.25		1000,00
2 (178)	THOMSEN-MILAKOVA, Elena	SUI 	45+ F	3,50/52/12.00	4,50/52/12.00	1000,00	907,89
3 (200)	BURT, Patricia	*USA 	45+ F	3,00/52/12.00	4,00/52/12.00		
4 (31)	MARCHEVET, Cecile	FRA 	45+ F	5,00/52/12.00	2,00/52/12.00		921,05
5 (98)	NILSSON, Louise	DEN 	45+ F	4,00/52/13.00	3,00/52/13.00		736,84
6 *(71)	DURIGON, Wendy	*CAN 	45+ F	0,50/52/13.00	1,00/52/13.00		
6 (131)	LANGROCK, Claudia	GER 	45+ F	3,00/52/13.00	1,00/52/13.00	782,61	710,53
8 (267)	WILSON, Kim	*USA 	45+ F	4,50/52/14.25	1,00/52/14.25		
9 (101)	CASTANEDA, Ana	ESP 	45+ F	3,00/52/14.25			552,63
10 *(15)	EMMETT, Karine	*FRA 	45+ F	1,50/52/14.25			
11 (54)	MAIER, Olivia	AUT 	45+ F	1,00/52/14.25		550,72	500,00
12 (156)	DIAZ, Patricia	MEX 	45+ F	3,00/52			236,84
13 (142)	FINK, Claudia	ITA 	45+ F	3,00/49			78,95
14 (138)	GALVIN, Eileen	IRL 	45+ F	1,50/49			39,47

























## Over 45 Men Slalom Results

Homologation: Record capability

Bib	Name	Country	Categ.	Preliminary	Final	Overall	Team
1 (120)	GURALIA, Genadi	GEO 	45+ M	4,00/55/11.25	2,50/55/10.75 <small>(Tie break: 3,00/55/10.75)</small>	1000,00	1000,00
2 (113)	NEWBY-RICCI, Jeremy	GBR 	45+ M	1,50/55/10.75	2,50/55/10.75 <small>(Tie break: 1,00/55/10.75)</small>		1000,00
3*(250)	RACHWAL, Barton	*USA 	45+ M	0,50/55/10.75	2,00/55/10.75		
4 (74)	JOHNSON, Todd	CAN 	45+ M	4,50/55/11.25	2,00/55/10.75		988,76
5 (163)	FOSS, Anders	NOR 	45+ M	3,00/55/11.25	2,00/55/10.75		988,76
6 (19)	GABRIEL, Raoul	FRA 	45+ M	2,00/55/11.25 <small>(Tie break: 3,00/55/11.25)</small>	4,00/55/11.25	898,88	898,88
7 (259)	STISHER, Seth	*USA 	45+ M	2,00/55/10.75	3,50/55/11.25		
8 (169)	ALEXANDER, Robbie	RSA 	45+ M	3,50/55/11.25	3,00/55/11.25		887,64
9 (260)	SURDEJ, Jeff	USA 	45+ M	3,00/55/11.25	2,50/55/11.25	876,40	876,40
10 *(10)	MIERMONT, Stephane	*FRA 	45+ M	3,00/55/11.25	1,00/55/11.25		
11 (172)	CESINSKI, Pierre	SUI 	45+ M	0,00/55/10.75	0,50/55/11.25		943,82
12 (243)	MONTGOMERY, Darin	*USA 	45+ M	2,00/55/11.25 <small>(Tie break: 3,00/55/10.75)</small>	0,50/55/11.25		
13 (185)	JONSSON, Magnus	SWE 	45+ M	2,00/55/11.25 <small>(Tie break: 1,50/55/11.25)</small>		853,93	853,93
13*(192)	TENGIUS, Henrik	*SWE 	45+ M	2,00/55/11.25 <small>(Tie break: 1,50/55/11.25)</small>			
15 *(28)	LAVOUE, Geoffroy	*FRA 	45+ M	1,50/55/11.25			
16 (134)	WILD, Steffen	GER 	45+ M	5,50/55/12.00		797,75	797,75
17 (207)	ELLIS, Scot	USA 	45+ M	5,00/55/12.00			786,52
17 (47)	HOOPER, Mark	AUS 	45+ M	5,00/55/12.00			786,52
19 (123)	BROEMEL, Mike	GER 	45+ M	4,50/55/12.00		775,28	775,28
20*(204)	CAWLEY, John	*USA 	45+ M	4,00/55/12.00			
20 (52)	DOBRINGER, Daniel	AUT 	45+ M	4,00/55/12.00			764,04
22 *(85)	WINK, Robert	*CAN 	45+ M	3,50/55/12.00			
23 (57)	DELHAIZE, Matthieu	BEL 	45+ M	3,00/55/12.00			741,57
23 *(13)	DUCROT, Nicolas	*FRA 	45+ M	3,00/55/12.00			
25 (34)	MAROIS, Sebastien	*FRA 	45+ M	2,50/55/12.00		730,34	
26 (64)	DEDES, Evangelos	BRA 	45+ M	2,00/55/12.00			719,10
27 (188)	LUND, Stefan	SWE 	45+ M	1,00/55/12.00			696,63
28 (136)	NEMETH, Gabor	*HUN 	45+ M	0,50/55/12.00			
29 (139)	GALVIN, Barry	IRL 	45+ M	2,50/55/13.00		595,51	595,51
29 (39)	ROCHER, Thierry	*FRA 	45+ M	2,50/55/13.00			
29*(133)	SIEGEL, Ralph	*GER 	45+ M	2,50/55/13.00			
32 (141)	MCKIBBIN, Graeme	IRL 	45+ M	1,50/55/13.00			573,03
33 (12)	DRAUX, Philippe	*FRA 	45+ M	0,50/55/13.00			
34 (155)	CHAVEZ, Guillermo	MEX 	45+ M	1,50/55/14.25			438,20
35 (73)	HAYWARD, Jonathan	CAN 	45+ M	3,50/55/16.00		348,31	348,31
36 (157)	MARISCAL, Ricardo	MEX 	45+ M	4,50/55/18.25			235,96
37 (158)	OTERO C., Mauricio	MEX 	45+ M	2,50/55/18.25			191,01
38 (105)	BEARD, Mark	GBR 	45+ M	0,50/55/18.25		146,07	146,07
39 (50)	WILLIAMS, Brad	AUS 	45+ M	5,00/52			112,36
40 (167)	MARTHINSEN, Lars Andreas	NOR 	45+ M	4,00/52			89,89

## Over 55 Women Slalom Results

Homologation: Record capability

Bib	Name	Country	Categ.	Preliminary	Final	Overall	Team
1 (114)	SHEDD, Philippa	GBR 	55+ F	1,00/52/11.25	1,50/52/11.25	1000,00	1000,00
2 (231)	LAPOINT, Jennifer	*USA 	55+ F	2,00/52/11.25	5,00/52/12.00		
3 (225)	KELLEY, Joy	USA 	55+ F	4,50/52/12.00	5,00/52/12.00	949,49	949,49
4 (117)	WINTER, Hilary	*GBR 	55+ F	3,00/52/13.00	1,00/52/12.00		
5 (264)	THOMS, Lisa	*USA 	55+ F	3,00/52/13.00	3,50/52/13.00		
6 (168)	VARMING, Susanne	NOR 	55+ F	3,00/52/13.00	1,50/52/13.00		787,88
7 (33)	MARIN, Anne Cecile	*FRA 	55+ F	3,00/52/14.25	4,00/52/14.25		
8 *(81)	RYAN, Catherine	*CAN 	55+ F	3,00/52/14.25	3,00/52/14.25		
9 (26)	LANCIENESCOLANO, Florence	FRA 	55+ F	3,00/52/14.25	2,00/52/14.25	666,67	666,67
10 (254)	SCHAROSCH, Kelley	*USA 	55+ F	5,00/52/14.25	3,00/52/16.00		
11 *(78)	PHILLIPS, Kathy	*CAN 	55+ F	2,00/52/14.25	2,00/52/16.00		
12 (49)	MACZKOWIACK, Rose	AUS 	55+ F	2,00/52/14.25	3,50/43		646,46
13 (1)	ALESSANDRI GERMON, Corinne	FRA 	55+ F	1,50/52/14.25			636,36
13 (43)	BUCK, Cherie	AUS 	55+ F	1,50/52/14.25			636,36
13 (69)	CHAREST, Danielle	CAN 	55+ F	1,50/52/14.25		636,36	636,36
13 (62)	VLUYMANS, Ingrid	BEL 	55+ F	1,50/52/14.25			636,36
17 (126)	GEISLER, Claudia	GER 	55+ F	4,00/52/16.00			565,66
18 (226)	KIENBAUM, Juli	*USA 	55+ F	4,00/52		444,44	
19 (170)	BEKKER, Lizette	RSA 	55+ F	3,00/52		424,24	424,24
20 (56)	ALLAERTS, Chris	BEL 	55+ F	2,00/52			404,04
20 (162)	FINSTAD, Hanne Lotte	NOR 	55+ F	2,00/52			404,04
22 (150)	TSUDA, Kaoru	JPN 	55+ F	1,50/49			272,73
23 (107)	CLEMENTS, Chantal	*GBR 	55+ F	2,50/43			
24 (236)	LINDSEY, Tristina	USA 	55+ F	0,50/43		10,10	10,10

## Over 55 Men Slalom Results

Homologation: Record capability

Bib	Name	Country	Categ.	Preliminary	Final	Overall	Team
1	(77) MILLER, David	CAN 	55+ M	3,50/55/10.75	3,50/55/11.25		1000,00
2	(263) TATE, Greg	*USA 	55+ M	4,00/55/12.00	2,50/55/11.25		
3	(215) HAINES, Hutch	USA 	55+ M	4,00/55/11.25	2,00/55/11.25		904,35
4	(154) ANGEL, Francisco	MEX 	55+ M	0,00/55/11.25	2,00/55/11.25	1000,00	869,57
4	(79) PHILLIPS, Dave	*CAN 	55+ M	5,00/55/12.00	2,00/55/11.25		
4	(55) SCHULZE, Frank	AUT 	55+ M	2,00/55/11.25	2,00/55/11.25	1000,00	869,57
7	(144) MERLO, Fabrizio	ITA 	55+ M	3,00/55/11.25	1,50/55/11.25		886,96
8	(116) WILKINSON, Jonathan	GBR 	55+ M	4,50/55/12.00	0,50/55/11.25		843,48
9	*(32) MARILLIER, Regis	*FRA 	55+ M	0,50/55/11.25	4,00/55/12.00		
10	*(23) GUYAMIER, Patrick	*FRA 	55+ M	5,00/55/12.00	3,00/55/12.00		
11	(180) BERGSTROM, Thommy	SWE 	55+ M	4,00/55/12.00	5,00/55/13.00		800,00
12	(108) HAZELWOOD, Timothy	GBR 	55+ M	4,00/55/12.00	DNS	920,00	800,00
13	(161) DOKOUPIL, Tom	NED 	55+ M	3,50/55/12.00			791,30
14	*(14) DUMINIL, Frederic	*FRA 	55+ M	3,00/55/12.00			
14*	(187) JONSSON, Krister	*SWE 	55+ M	3,00/55/12.00			
16	(103) LAAKSO, Antti	FIN 	55+ M	2,00/55/12.00		880,00	765,22
16	(60) SAINTVITEUX, Yves	BEL 	55+ M	2,00/55/12.00		880,00	765,22
16	(160) SOER, Gerard J.Paul	MON 	55+ M	2,00/55/12.00			765,22
19	(164) HALLBERG, Hans Niklas	NOR 	55+ M	1,00/55/12.00			747,83
20	(145) ROVETTA, Andrea	ITA 	55+ M	0,50/55/12.00			739,13
21	*(68) CHARBONNEAU, Martin	*CAN 	55+ M	5,00/55/13.00			
21	(115) SINGLETON, Chris	GBR 	55+ M	5,00/55/13.00		820,00	713,04
23	(176) ORMOND, Richard	SUI 	55+ M	4,50/55/13.00			704,35
24	(235) LINDSEY, Jeff	*USA 	55+ M	4,00/55/13.00		800,00	
24	(99) SCHOU, Phillip	DEN 	55+ M	4,00/55/13.00			695,65
24	(84) STACY, Jim	CAN 	55+ M	4,00/55/13.00			695,65
27	*(41) SPORTICH, Thierry	*FRA 	55+ M	3,50/55/13.00			
28	(213) GRAU, Mitch	*USA 	55+ M	3,00/55/13.00		780,00	
29	(88) NEUWEILER, Pablo	CHI 	55+ M	2,00/55/13.00			660,87
29	(90) ROSENBERG, Ruben	CHI 	55+ M	2,00/55/13.00			660,87
31	*(111) LOCHHEAD, Kevin	*GBR 	55+ M	1,50/55/13.00			
32	(175) MATHET, Hubert	SUI 	55+ M	1,00/55/13.00			643,48
33	(9) FERNANDEZ M., Antonio	COL 	55+ M	6,00/55/14.25		720,00	626,09
33	(252) ROBINSON, Michael	*USA 	55+ M	0,00/55/13.00			
35	(159) PEREZ PRIEGO, Jose Antonio	MEX 	55+ M	3,50/55/14.25			582,61
36	(46) HENNIG, Shayne	AUS 	55+ M	3,00/55/14.25			573,91
37	(35) MATHIEU, Francois	FRA 	55+ M	1,50/55/14.25		630,00	547,83
38	(146) SABAINI, Roberto	ITA 	55+ M	2,00/55/16.00			452,17
38	(258) STERBA, Randy	*USA 	55+ M	2,00/55/16.00		520,00	
38	(51) WING, Robert	AUS 	55+ M	2,00/55/16.00			452,17
41	(94) KOLMAN, Zdenek Sen.	CZE 	55+ M	5,50/55/18.25		470,00	408,70
42	(217) HILL, Patrick	*USA 	55+ M	5,00/55/18.25		460,00	
43	(75) LUTFY, Richard	CAN 	55+ M	5,00/46		100,00	86,96
44	(189) SJOSTROM, Bo	SWE 	55+ M	4,00/46			69,57
45	*(21) GEORGEON, Stephane	*FRA 	55+ M	3,50/46			
46	(152) OUBELAID, Djamel	MAR 	55+ M	2,50/46			43,48

## Over 65 Women Slalom Results

Homologation: Record capability

Bib	Name	Country	Categ.	Preliminary	Final	Overall	Team
1 (171)	JOHNSON, Jan	RSA	65+ F	4,00/49/13.00	0,50/49/12.00		1000,00
2 (208)	FAUSOLD, Janie	USA	65+ F	3,00/49/13.00	3,50/49/13.00	1000,00	929,41
3 (211)	GOLDMAN, Denise	*USA	65+ F	2,00/49/13.00	2,00/49/13.00		
4 (44)	CRISP, Sue	AUS	65+ F	3,50/49/13.00	5,00/49/14.25		929,41
5 (224)	KELLER, Sunie	*USA	65+ F	2,00/49/14.25	1,00/49/14.25		
6 (140)	KIRBY, Dianne	IRL	65+ F	4,00/49/16.00		708,86	658,82
6 (249)	PICKRELL, Sue	*USA	65+ F	4,00/49/16.00			
8 (238)	MILLS, Shann	*USA	65+ F	1,50/40			
9 (214)	GUTHRIE, Pamela	*USA	65+ F	1,00/40			

## Over 65 Men Slalom Results

Homologation: Record capability

Bib	Name	Country	Categ.	Preliminary	Final	Overall	Team
1 (237)	MILLER, Stephen	USA	65+ M	2,50/52/11.25	2,00/52/10.75 (Tie break: 2,50/43)	1000,00	1000,00
2 (239)	MILLS, Jack	*USA	65+ M	1,00/52/10.25	2,00/52/10.75 (Tie break: 0,00/43)		
3 (70)	DODD, Bruce	CAN	65+ M	1,00/52/10.75	3,50/52/11.25		982,14
4 (66)	ANDERSON, Daniel	CAN	65+ M	2,00/52/11.25	3,00/52/11.25		910,71
5 (38)	REYBIER, Philippe	*FRA	65+ M	3,00/52/11.25	2,50/52/11.25		
6*(205)	CHAPIN, Paul	*USA	65+ M	2,50/52/12.00	2,00/52/11.25		
7 (234)	LEVIEN, George	*USA	65+ M	2,00/52/12.00 (Tie break: 4,00/52/13.00)	0,50/52/11.25		892,86
7 (102)	MORENODE CARLOST., Guillermo	ESP	65+ M	2,00/52/11.25	0,50/52/11.25		892,86
9 (212)	GOLDMAN, Jeff	*USA	65+ M	4,00/52/11.25	4,00/52/12.00		
9 (190)	SODERBERG, Morgan	SWE	65+ M	2,00/52/11.25	4,00/52/12.00		892,86
11 (86)	DUHALDE, Raul	CHI	65+ M	2,00/52/11.25	2,00/52/12.00		892,86
12 (20)	GAMBUT, Jerome	*FRA	65+ M	4,00/52/12.00	DNS		
13 (61)	TYTECA, Ferdi	BEL	65+ M	2,00/52/12.00 (Tie break: 3,50/52/13.00)			785,71
14 *(4)	CHENESSEAU, Bruno	*FRA	65+ M	1,50/52/12.00			
15 (132)	REITBERGER, Anton	GER	65+ M	1,00/52/12.00		767,86	767,86
16 (67)	BENTALL, David	*CAN	65+ M	0,00/52/12.00			
17 (221)	JOHNSON, Dee	*USA	65+ M	4,50/52/13.00		723,21	
18 (151)	CORTEY, Guy	MAR	65+ M	4,00/52/13.00			714,29
19 (76)	MARSHALL, Scott	*CAN	65+ M	3,50/52/13.00			
20 (89)	RITTER, Robert	CHI	65+ M	2,00/52/13.00			678,57
21 (251)	RAMIREZ, Amador	*USA	65+ M	1,50/52/13.00		669,64	
22 *(2)	BRUNEL, Pierre Gilles	*FRA	65+ M	5,00/52/14.25			
23 (193)	ABLE, John	*USA	65+ M	4,00/52/14.25		607,14	
24 (166)	JOHNSEN, Lasse Vidar	NOR	65+ M	5,00/52/16.00		517,86	517,86
25*(183)	GUNNARSSON, Bosse	*SWE	65+ M	4,00/43			
26*(195)	ALBRITTON, Keith	*USA	65+ M	0,00/43			
26 (48)	LOUDER, Mark	AUS	65+ M				










## Over 70 Women Slalom Results

Homologation: Record capability

Bib	Name	Country	Categ.	Preliminary	Final	Overall	Team
1 (216)	HARRISON, Leza	*USA	70+ F	5,00/49/13.00	0,50/49/13.00		
2 (129)	HULLER, Gabriele	*GER	70+ F	3,00/49/14.25	5,00/49/16.00		
3 (83)	SICOTTE, Claire	*CAN	70+ F	2,50/40	2,50/49		
4 (203)	CAVENAUGH, Brenda	*USA	70+ F	2,50/40	2,00/40		
5 (196)	BAKER BROWN, Sharon	*USA	70+ F	4,00/49/16.00	1,50/40		



## Over 70 Men Slalom Results

Homologation: Record capability

Bib	Name	Country	Categ.	Preliminary	Final	Overall	Team
1 (201)	BUSH, Will	*USA 	70+ M	0,00/52/12.00	3,50/52/12.00		
2 *(30)	LEPRINCE, Philippe	*FRA 	70+ M	2,50/52/12.00	3,50/52/13.00		
3 (186)	JONSSON, Jan B	*SWE 	70+ M	2,00/52/14.25	2,50/52/14.25		
4 (199)	BOZICEVIC, Mark	*USA 	70+ M	1,50/52/13.00	5,00/43		
5 *(37)	PARPETTE, Jean-Yves	*FRA 	70+ M	5,00/52/14.25	2,00/43		
6 *(45)	DOUGLAS, Frederick	*AUS 	70+ M	4,00/43			
7 (177)	SPRENGER, Ernst	*SUI 	70+ M	3,50/43			
8 *(27)	LANZANI, Christian	*FRA 	70+ M	3,00/43			
9 (125)	BURGER, Norbert	*GER 	70+ M	2,00/43			





## Over 75 Women Slalom Results

Homologation: Record capability

Bib	Name	Country	Categ.	Preliminary	Final	Overall	Team
1 *(206)	COBLE, Shirley	*USA 	75+ F	3,50/46	2,00/46		
2 *(118)	WORSHIP, Carol	*GBR 	75+ F	3,50/37	2,00/37		













## Over 75 Men Slalom Results

Homologation: Record capability

Bib	Name	Country	Categ.	Preliminary	Final	Overall	Team
1 (162)	SWITZER, Stan	*USA 	75+ M	2,00/49/13.00	4,00/49/13.00		
2 (128)	HULLER, Heiko	*GER 	75+ M	3,00/49/13.00	3,00/49/14.25		
3 *(18)	FOX, Jean Pierre	*FRA 	75+ M	1,00/40	3,00/49/16.00		
4 (149)	NIIYAMA, Yuji	*JPN 	75+ M	0,50/40	1,00/49		

## Over 35 Women Tricks Results

Homologation: Record capability

Bib	Name	Country	Categ.	Preliminary	Final	Overall	Team
1 (223)	KALKBRENNER, Erin	USA 	35+ F	3370	3540	1000,00	1000,00
2 (153)	ABELSON, Mariana	MEX 	35+ F	2410	2950	833,33	833,33
3 (173)	DAVYDOVA, Irina	SUI 	35+ F	2810	2920		824,86
4 (182)	CEDERQUIST, Linnea	SWE 	35+ F	2720	2720	768,36	768,36
5 (148)	KAMIYA, Harue	JPN 	35+ F	2910	2270	822,03	822,03
6 (135)	VYMPRANIETSOVA, Marie	GRE 	35+ F	2290	1860	646,89	646,89
7 (220)	JAQUESS, Renee	*USA 	35+ F	2130		601,69	
8 (104)	ATKINS, Kelly	GBR 	35+ F	1930		545,20	545,20
9 (127)	HULLER, Julia	GER 	35+ F	1880		531,07	531,07
10 (72)	EDGEcombe, Tiffany	CAN 	35+ F	1060			299,44
11 (248)	PETIT, Kyle	*USA 	35+ F	990		279,66	
12 (7)	CRASTRE, Nathalie	*FRA 	35+ F	860		242,94	

## Over 35 Men Tricks Results

Homologation: Record capability

Bib	Name	Country	Categ.	Preliminary	Final	Overall	Team
1	(58) FORTAMPS, Olivier	BEL	35+ M	9330	8930	1000,00	1000,00
2	(65) ABELSON, Richard	CAN	35+ M	7010	5940		751,34
3	(92) DELGADO M., Diego Fernando	COL	35+ M	4970	4370		532,69
4	(112) MORRISON, William	GBR	35+ M	4590	4240	491,96	491,96
5	(222) KALKBRENNER, Cole	*USA	35+ M	3570	3800	407,29	
6	(8) DELACOUR, Arnaud	FRA	35+ M	2900	3330	356,91	356,91
7	(17) FOURASTIER, Paul	FRA	35+ M	3050	3210	344,05	344,05
8	(59) GRAUX, Basile	BEL	35+ M	5170	2750	554,13	554,13
9	(11) DELPY, Anthony	*FRA	35+ M	1840	2410	258,31	
10	(209) FIZER, Graham	USA	35+ M	2730	1910	292,60	292,60
11	(122) BOTTCHE, Nick	GER	35+ M	1650		176,85	176,85
12	(91) AMAYA E., Juan Diego	COL	35+ M	1630			174,71
13	(124) BUCKSCH, Jan	GER	35+ M	1000		107,18	107,18
14	(240) MOMMER, Brett	*USA	35+ M	850		91,10	
15	(131) NOATNICK, Felix	GER	35+ M	650		69,67	69,67

## Over 45 Women Tricks Results

Homologation: Record capability

Bib	Name	Country	Categ.	Preliminary	Final	Overall	Team
1	(178) THOMSEN-MILAKOVA, Elena	SUI	45+ F	6160	6080	1000,00	1000,00
2	(131) LANGROCK, Claudia	GER	45+ F	3570	3310	579,55	579,55
3	(31) MARCHEVET, Cecile	FRA	45+ F	2980	2980		483,77
4	(257) SMITH, Jill	*USA	45+ F	2860	2290		
5	(121) BAUMEIER, Gitte	GER	45+ F	2140	2100		347,40
6	(179) ANDERBERG, Natasha	SWE	45+ F	1260	1970		319,81
7	(244) MORGAN, Kerry	*USA	45+ F	780			
8	(54) MAIER, Olivia	AUT	45+ F	660		107,14	107,14
9	(101) CASTANEDA, Ana	ESP	45+ F	640			103,90
10	(87) LEHUEDE, Michelle	CHI	45+ F	630			102,27
11	(138) GALVIN, Eileen	IRL	45+ F	280			45,45

## Over 45 Men Tricks Results

Homologation: Record capability

Bib	Name	Country	Categ.	Preliminary	Final	Overall	Team
1	(120) GURALIA, Genadi	GEO	45+ M	3960	6450	1000,00	1000,00
2	(134) WILD, Steffen	GER	45+ M	3070	4160	644,96	644,96
3	(34) MAROIS, Sebastien	*FRA	45+ M	3130	2920	485,27	
4	(19) GABRIEL, Raoul	FRA	45+ M	2990	2470	463,57	463,57
5	(260) SURDEJ, Jeff	USA	45+ M	1940	2320	359,69	359,69
6	(123) BROEMEL, Mike	GER	45+ M	2390	2010	370,54	370,54
7	(73) HAYWARD, Jonathan	CAN	45+ M	1280	1570	243,41	243,41
8	(105) BEARD, Mark	GBR	45+ M	1280	1320	204,65	204,65
9	(185) JONSSON, Magnus	SWE	45+ M	1060		164,34	164,34
10	(188) LUND, Stefan	SWE	45+ M	1050			162,79
11	(158) OTEROC., Mauricio	MEX	45+ M	980			151,94
12	(139) GALVIN, Barry	IRL	45+ M	970		150,39	150,39
13*	(133) SIEGEL, Ralph	*GER	45+ M	610			



## Over 55 Women Tricks Results

Homologation: Record capability

Bib	Name	Country	Categ.	Preliminary	Final	Overall	Team
1 (114)	SHEDD, Philippa	GBR	55+ F	3300	3930	1000,00	1000,00
2 (225)	KELLEY, Joy	USA	55+ F	3180	3230	821,88	821,88
3 (26)	LANCIEN ESCOLANO, Florence	FRA	55+ F	2860	2570	727,74	727,74
3 (254)	SCHAROSCH, Kelley	*USA	55+ F	2150	2570		
5 (150)	TSUDA, Kaoru	JPN	55+ F	2130	1980		541,98
6 (236)	LINDSEY, Tristina	USA	55+ F	1560	1620	412,21	412,21
7 (43)	BUCK, Cherie	AUS	55+ F	1480	1590		404,58
8 (69)	CHAREST, Danielle	CAN	55+ F	1470	1360	374,05	374,05
9 (227)	KNAFLA, Kate	*USA	55+ F	1430			
10 (62)	VLUYMANS, Ingrid	BEL	55+ F	1380			351,15
11 (162)	FINSTAD, Hanne Lotte	NOR	55+ F	720			183,21
12 (226)	KIENBAUM, Juli	*USA	55+ F	370		94,15	
13 (170)	BEKKER, Lizette	RSA	55+ F	340		86,51	86,51

## Over 55 Men Tricks Results

Homologation: Record capability

Bib	Name	Country	Categ.	Preliminary	Final	Overall	Team
1 (154)	ANGEL, Francisco	MEX	55+ M	3320	4110	1000,00	830,30
2 (197)	BEDSOLE, Marc	USA	55+ M	4950	3800		1000,00
3 (103)	LAAKSO, Antti	FIN	55+ M	3980	3370	968,37	804,04
4 (60)	SAINTVITEUX, Yves	BEL	55+ M	3020	3220	783,45	650,51
5 (84)	STACY, Jim	CAN	55+ M	3220	3100		650,51
6 (181)	BRADHE, Odd	*SWE	55+ M	3040	2740		
7 (36)	PAOLI, Jean-Michel	FRA	55+ M	2380	2380		480,81
8 (161)	DOKOUPIL, Tom	NED	55+ M	2290	1880		462,63
9 (235)	LINDSEY, Jeff	*USA	55+ M	1690	1850	450,12	
10 (229)	LAFERLA, Mike	*USA	55+ M	1620	1690		
11 (217)	HILL, Patrick	*USA	55+ M	2320	1460	564,48	
12 (213)	GRAU, Mitch	*USA	55+ M	2420	DNS	588,81	
13 (115)	SINGLETON, Chris	GBR	55+ M	1550		377,13	313,13
14 (51)	WING, Robert	AUS	55+ M	1480			298,99
15 (189)	SJOSTROM, Bo	SWE	55+ M	1310			264,65
16 (108)	HAZELWOOD, Timothy	GBR	55+ M	1300		316,30	262,63
17 (258)	STERBA, Randy	*USA	55+ M	1180		287,10	
18 (94)	KOLMAN, Zdenek Sen.	CZE	55+ M	950		231,14	191,92
19 (75)	LUTFY, Richard	CAN	55+ M	890		216,55	179,80
19 (55)	SCHULZE, Frank	AUT	55+ M	890		216,55	179,80
21 (35)	MATHIEU, Francois	FRA	55+ M	710		172,75	143,43
22 (9)	FERNANDEZ M., Antonio	COL	55+ M	600		145,99	121,21

## Over 65 Women Tricks Results

Homologation: Record capability

Bib	Name	Country	Categ.	Preliminary	Final	Overall	Team
1 (208)	FAUSOLD, Janie	USA	65+ F	1850	2390	1000,00	1000,00
2 (44)	CRISP, Sue	AUS	65+ F	1750	1790		748,95
3 (140)	KIRBY, Dianne	IRL	65+ F	1080	1000	451,88	451,88

## Over 65 Men Tricks Results

Homologation: Record capability

Bib	Name	Country	Categ.	Preliminary	Final	Overall	Team
1 (70)	DODD, Bruce	CAN	65+ M	1820	2920		1000,00
2 (233)	LEE, Eric	*USA	65+ M	2660	2700		
3 (237)	MILLER, Stephen	USA	65+ M	1740	2340	1000,00	801,37
4 (132)	REITBERGER, Anton	GER	65+ M	1520	1370	649,57	520,55
5 (221)	JOHNSON, Dee	*USA	65+ M	2170	1210	927,35	
6 (253)	SANFANANDRE, Alfred	*USA	65+ M	2490	1140		
7 (89)	RITTER, Robert	CHI	65+ M	1350			462,33
8 (210)	FULCHER, Robert	*USA	65+ M	1180			
9 (193)	ABLE, John	*USA	65+ M	820		350,43	
10 (166)	JOHNSEN, Lasse Vidar	NOR	65+ M	780		333,33	267,12
11 (251)	RAMIREZ, Amador	*USA	65+ M	700		299,15	

## Over 70 Women Tricks Results

Homologation: Record capability

Bib	Name	Country	Categ.	Preliminary	Final	Overall	Team
1 (216)	HARRISON, Leza	*USA	70+ F	300	1840		
2 (129)	HULLER, Gabriele	*GER	70+ F	2110	1590		
3 (203)	CAVENAUGH, Brenda	*USA	70+ F	950	840		

## Over 70 Men Tricks Results

Homologation: Record capability

Bib	Name	Country	Categ.	Preliminary	Final	Overall	Team
1 (6)	COUGARD, Philippe	*FRA	70+ M	1880	1860		
2 (97)	ARPHANSEN, Lars	*DEN	70+ M	1050	1410		
3 (125)	BURGER, Norbert	*GER	70+ M	380	660		
4 (186)	JONSSON, Jan B	*SWE	70+ M	470	250		

## Over 75 Women Tricks Results

Homologation: Record capability

Bib	Name	Country	Categ.	Preliminary	Final	Overall	Team
1*(118)	WORSHIP, Carol	*GBR	75+ F	500	330		

## Over 75 Men Tricks Results

Homologation: Record capability

Bib	Name	Country	Categ.	Preliminary	Final	Overall	Team
1 (245)	NELSON, Stephen	*USA	75+ M	1930	2160		
2 (128)	HULLER, Heiko	*GER	75+ M	1300	1070		
3 (162)	SWITZER, Stan	*USA	75+ M	1300	780		
4 *(18)	FOX, Jean Pierre	*FRA	75+ M	380	300		
5 (149)	NIIYAMA, Yuji	*JPN	75+ M	540	220		

## Over 35 Women Jump Results

Homologation: Record capability

Bib	Name	Country	Categ.	Preliminary	Final	Overall	Team
1 (135)	VYMPRANIETSOVA, Marie	GRE	35+ F	45,2m (148ft)	48,2m (158ft)	1000,00	1000,00
2 (223)	KALKBRENNER, Erin	USA	35+ F	36,1m (118ft)	39,1m (128ft)	779,13	779,13
3 (96)	ANDERSEN, Katrine	DEN	35+ F	35,2m (115ft)	38,0m (125ft)		752,43
4 (148)	KAMIYA, Harue	JPN	35+ F	32,9m (108ft)	31,7m (104ft)	628,64	628,64
5 (265)	VELANDER, Sara	*USA	35+ F	22,5m (74ft)	23,1m (76ft)		
6 (7)	CRASTRE, Nathalie	*FRA	35+ F	21,6m (71ft)	20,7m (68ft)	354,37	
7 (194)	ALBERTSON, Bridget	*USA	35+ F	20,9m (69ft)	0,00m (0ft)	337,38	
8 (153)	ABELSON, Mariana	MEX	35+ F	19,6m (64ft)	DNS	305,83	305,83
8 (220)	JAQUESS, Renee	*USA	35+ F	19,6m (64ft)		305,83	
10 (104)	ATKINS, Kelly	GBR	35+ F	18,4m (60ft)		276,70	276,70
11 (127)	HULLER, Julia	GER	35+ F	15,3m (50ft)		201,46	201,46
12 (182)	CEDERQUIST, Linnea	SWE	35+ F	14,7m (48ft)		186,89	186,89
13 (248)	PETIT, Kyle	*USA	35+ F	0,00m (0ft)			

## Over 35 Men Jump Results

Homologation: Record capability

Bib	Name	Country	Categ.	Preliminary	Final	Overall	Team
1 (222)	KALKBRENNER, Cole	*USA	35+ M	56,3m (185ft)	59,9m (197ft)	1000,00	
2 (242)	MOMMER, Casey	*USA	35+ M	54,9m (180ft)	58,4m (192ft)		
3 (17)	FOURASTIER, Paul	FRA	35+ M	52,5m (172ft)	54,8m (180ft)	872,18	1000,00
4 (122)	BOTTCHER, Nick	GER	35+ M	52,9m (174ft)	52,8m (173ft)	824,56	945,40
5 (266)	WATERS, Brandon	*USA	35+ M	55,5m (182ft)	52,5m (172ft)		
6 (8)	DELACOUR, Arnaud	FRA	35+ M	48,1m (158ft)	50,0m (164ft)	751,88	862,07
7 (209)	FIZER, Graham	USA	35+ M	47,3m (155ft)	49,1m (161ft)	729,32	836,21
8 (230)	LAMARCHE, Scott	*USA	35+ M	44,6m (146ft)	46,8m (154ft)		
9 (241)	MOMMER, John	*USA	35+ M	52,8m (173ft)	DNS	822,06	
10 (58)	FORTAMPS, Olivier	BEL	35+ M	44,8m (147ft)	DNS	621,55	712,64
11 (240)	MOMMER, Brett	*USA	35+ M	42,1m (138ft)		553,88	
12 (112)	MORRISON, William	GBR	35+ M	40,7m (134ft)		518,80	594,83
13 (131)	NOATNICK, Felix	GER	35+ M	33,1m (109ft)		328,32	376,44
14* (119)	WYBRANIEC, Jindrich	*GBR	35+ M	31,3m (103ft)			
15 (59)	GRAUX, Basile	BEL	35+ M	31,2m (102ft)		280,70	321,84
16 (11)	DELPY, Anthony	*FRA	35+ M	26,6m (87ft)		165,41	
17 (124)	BUCKSCH, Jan	GER	35+ M	16,2m (53ft)			

## Over 45 Women Jump Results

Homologation: Record capability

Bib	Name	Country	Categ.	Preliminary	Final	Overall	Team
1 (178)	THOMSEN-MILAKOVA, Elena	SUI	45+ F	38,5m (126ft)	42,4m (139ft)	1000,00	1000,00
2 (131)	LANGROCK, Claudia	GER	45+ F	21,8m (72ft)	20,2m (66ft)	514,15	514,15
3 (54)	MAIER, Olivia	AUT	45+ F	13,9m (46ft)	13,3m (44ft)	327,83	327,83

## Over 45 Men Jump Results

Homologation: Record capability

Bib	Name	Country	Categ.	Preliminary	Final	Overall	Team
1 (207)	ELLIS, Scot	USA	45+ M	52,9m (174ft)	54,6m (179ft)		1000,00
2 (52)	DOBRINGER, Daniel	AUT	45+ M	50,3m (165ft)	54,3m (178ft)		992,42
3 (260)	SURDEJ, Jeff	USA	45+ M	46,5m (153ft)	46,6m (153ft)	1000,00	797,98
4 (120)	GURALIA, Genadi	GEO	45+ M	43,5m (143ft)	45,7m (150ft)	971,52	775,25
5 (19)	GABRIEL, Raoul	FRA	45+ M	40,1m (132ft)	42,8m (140ft)	879,75	702,02
6 (134)	WILD, Steffen	GER	45+ M	38,6m (127ft)	42,2m (138ft)	860,76	686,87
7 (139)	GALVIN, Barry	IRL	45+ M	40,7m (134ft)	41,4m (136ft)	835,44	666,67
8 (185)	JONSSON, Magnus	SWE	45+ M	36,9m (121ft)	38,4m (126ft)	740,51	590,91
9 (105)	BEARD, Mark	GBR	45+ M	35,0m (115ft)		632,91	505,05
10 (22)	GOURDET, Mathieu	FRA	45+ M	28,9m (95ft)			351,01
11 (73)	HAYWARD, Jonathan	CAN	45+ M	22,5m (74ft)		237,34	189,39
12 (123)	BROEMEL, Mike	GER	45+ M	22,4m (73ft)		234,18	186,87
13 (34)	MAROIS, Sebastien	*FRA	45+ M	16,5m (54ft)		47,47	

## Over 55 Women Jump Results

Homologation: Record capability

Bib	Name	Country	Categ.	Preliminary	Final	Overall	Team
1 (225)	KELLEY, Joy	USA	55+ F	31,2m (102ft)	30,9m (101ft)	1000,00	1000,00
2 (114)	SHEDD, Philippa	GBR	55+ F	29,9m (98ft)	29,0m (95ft)	964,09	964,09
3 (236)	LINDSEY, Tristina	USA	55+ F	25,0m (82ft)	26,5m (87ft)	870,17	870,17
4 (26)	LANCIEN ESCOLANO, Florence	FRA	55+ F	15,7m (52ft)	15,3m (50ft)	571,82	571,82
5 (69)	CHAREST, Danielle	CAN	55+ F	12,6m (41ft)		486,19	486,19
6 (226)	KIENBAUM, Juli	*USA	55+ F	12,2m (40ft)		475,14	
7 (170)	BEKKER, Lizette	RSA	55+ F	0,00m (0ft)			
7 (247)	PARKER, Diana	*USA	55+ F	0,00m (0ft)			

## Over 55 Men Jump Results

Homologation: Record capability

Bib	Name	Country	Categ.	Preliminary	Final	Overall	Team
1 (215)	HAINES, Hutch	USA	55+ M	41,7m (137ft)	41,3m (135ft)		1000,00
2 (115)	SINGLETON, Chris	GBR	55+ M	39,9m (131ft)	39,7m (130ft)	970,78	943,22
3 (103)	LAAKSO, Antti	FIN	55+ M	36,0m (118ft)	38,5m (126ft)	925,32	899,05
4 (154)	ANGEL, Francisco	MEX	55+ M	36,9m (121ft)	38,4m (126ft)	922,08	895,90
5 (235)	LINDSEY, Jeff	*USA	55+ M	34,6m (114ft)	35,2m (115ft)	818,18	
6 (202)	CARDER, John	*USA	55+ M	36,5m (120ft)	34,3m (113ft)		
7 (217)	HILL, Patrick	*USA	55+ M	29,3m (96ft)	29,8m (98ft)	642,86	
8 (258)	STERBA, Randy	*USA	55+ M	40,8m (134ft)	0,00m (0ft)	1000,00	
9 (213)	GRAU, Mitch	*USA	55+ M	38,7m (127ft)	DNS	931,82	
10 (55)	SCHULZE, Frank	AUT	55+ M	30,3m (99ft)	0,00m (0ft)	659,09	640,38
11 (146)	SABAINI, Roberto	ITA	55+ M	27,5m (90ft)			552,05
12 (35)	MATHIEU, Francois	FRA	55+ M	26,7m (88ft)		542,21	526,81
13 (108)	HAZELWOOD, Timothy	GBR	55+ M	25,5m (84ft)		503,25	488,96
14 (60)	SAINTVITEUX, Yves	BEL	55+ M	25,2m (83ft)		493,51	479,50
15 (75)	LUTFY, Richard	CAN	55+ M	17,3m (57ft)		237,01	230,28
16 (94)	KOLMAN, Zdenek Sen.	CZE	55+ M	13,4m (44ft)		110,39	107,26









## Over 65 Women Jump Results

Homologation: Record capability

Bib	Name	Country	Categ.	Preliminary	Final	Overall	Team
1 (140)	KIRBY, Dianne	IRL	65+ F	14,5m (48ft)	16,1m (53ft)	1000,00	1000,00
2 (208)	FAUSOLD, Janie	USA	65+ F	14,9m (49ft)	14,9m (49ft)	954,02	954,02


## Over 65 Men Jump Results

Homologation: Record capability

Bib	Name	Country	Categ.	Preliminary	Final	Overall	Team
1 (237)	MILLER, Stephen	USA 	65+ M	35,0m (115ft)	36,2m (119ft)	1000,00	1000,00
2 (48)	LOUDER, Mark	AUS 	65+ M	33,7m (111ft)	32,2m (106ft)		930,94
3 (221)	JOHNSON, Dee	*USA 	65+ M	32,8m (108ft)	32,1m (105ft)	906,08	
4 (147)	TRIVELLATO, Filippo	ITA 	65+ M	24,5m (80ft)	29,8m (98ft)		823,20
5 (166)	JOHNSEN, Lasse Vidar	NOR 	65+ M	26,0m (85ft)	26,2m (86ft)	723,76	723,76
6 (193)	ABLE, John	*USA 	65+ M	22,5m (74ft)		621,55	
7 (251)	RAMIREZ, Amador	*USA 	65+ M	18,4m (60ft)		508,29	
8 (132)	REITBERGER, Anton	GER 	65+ M	16,2m (53ft)		447,51	447,51


## Over 70 Women Jump Results

Homologation: Record capability

Bib	Name	Country	Categ.	Preliminary	Final	Overall	Team
1 (203)	CAVENAUGH, Brenda	*USA 	70+ F	10,7m (35ft)	10,6m (35ft)		


## Over 70 Men Jump Results

Homologation: Record capability










Bib	Name	Country	Categ.	Preliminary	Final	Overall	Team
1 (186)	JONSSON, Jan B	*SWE 	70+ M	19,5m (64ft)	22,1m (73ft)		

## Over 75 Men Jump Results

Homologation: Record capability

Bib	Name	Country	Categ.	Preliminary	Final	Overall	Team
1 (149)	NIIYAMA, Yuji	*JPN 	75+ M	11,2m (37ft)	10,5m (34ft)		

## Over 35 Women Overall Results

Bib	Name	Country	Categ.	Slalom	Tricks	Jump	Overall
1 (223)	KALKBRENNER, Erin	USA 	35+ F	712,33	1000,00	779,13	2491,46
2 (153)	ABELSON, Mariana	MEX 	35+ F	904,11	833,33	305,83	2043,27
3 (148)	KAMIYA, Harue	JPN 	35+ F	438,36	822,03	628,64	1889,03
4 (182)	CEDERQUIST, Linnea	SWE 	35+ F	876,71	768,36	186,89	1831,96
5 (104)	ATKINS, Kelly	GBR 	35+ F	1000,00	545,20	276,70	1821,90
6 (135)	VYMPRANIETSOVA, Marie	GRE 	35+ F	68,49	646,89	1000,00	1715,38
7 (220)	JAQUESS, Renee	*USA 	35+ F	602,74	601,69	305,83	1510,26
8 (127)	HULLER, Julia	GER 	35+ F	684,93	531,07	201,46	1417,46
9 (7)	CRASTRE, Nathalie	*FRA 	35+ F	410,96	242,94	354,37	1008,27

### Over 35 Men Overall Results

Bib	Name	Country	Categ.	Slalom	Tricks	Jump	Overall
1 (58)	FORTAMPS, Olivier	BEL	35+ M	756,76	1000,00	621,55	2378,31
2 (209)	FIZER, Graham	USA	35+ M	1000,00	292,60	729,32	2021,92
3 (8)	DELACOUR, Arnaud	FRA	35+ M	891,89	356,91	751,88	2000,68
4 (222)	KALKBRENNER, Cole	*USA	35+ M	581,08	407,29	1000,00	1988,37
5 (17)	FOURASTIER, Paul	FRA	35+ M	756,76	344,05	872,18	1972,99
6 (112)	MORRISON, William	GBR	35+ M	864,86	491,96	518,80	1875,62
7 (122)	BOTTCHER, Nick	GER	35+ M	824,32	176,85	824,56	1825,73
8 (59)	GRAUX, Basile	BEL	35+ M	527,03	554,13	280,70	1361,86
9 (240)	MOMMER, Brett	*USA	35+ M	594,59	91,10	553,88	1239,57
10 (11)	DELPY, Anthony	*FRA	35+ M	594,59	258,31	165,41	1018,31
11 (124)	BUCKSCH, Jan	GER	35+ M	67,57	107,18	0,00	174,75

### Over 45 Women Overall Results

Bib	Name	Country	Categ.	Slalom	Tricks	Jump	Overall
1 (178)	THOMSEN-MILAKOVA, Elena	SUI	45+ F	1000,00	1000,00	1000,00	3000,00
2 (131)	LANGROCK, Claudia	GER	45+ F	782,61	579,55	514,15	1876,31
3 (54)	MAIER, Olivia	AUT	45+ F	550,72	107,14	327,83	985,69














### Over 45 Men Overall Results

Bib	Name	Country	Categ.	Slalom	Tricks	Jump	Overall
1 (120)	GURALIA, Genadi	GEO	45+ M	1000,00	1000,00	971,52	2971,52
2 (134)	WILD, Steffen	GER	45+ M	797,75	644,96	860,76	2303,47
3 (19)	GABRIEL, Raoul	FRA	45+ M	898,88	463,57	879,75	2242,20
4 (260)	SURDEJ, Jeff	USA	45+ M	876,40	359,69	1000,00	2236,09
5 (185)	JONSSON, Magnus	SWE	45+ M	853,93	164,34	740,51	1758,78
6 (139)	GALVIN, Barry	IRL	45+ M	595,51	150,39	835,44	1581,34
7 (123)	BROEMEL, Mike	GER	45+ M	775,28	370,54	234,18	1380,00
8 (34)	MAROIS, Sebastien	*FRA	45+ M	730,34	485,27	47,47	1263,08
9 (105)	BEARD, Mark	GBR	45+ M	146,07	204,65	632,91	983,63
10 (73)	HAYWARD, Jonathan	CAN	45+ M	348,31	243,41	237,34	829,06



### Over 55 Women Overall Results

Bib	Name	Country	Categ.	Slalom	Tricks	Jump	Overall
1 (114)	SHEDD, Philippa	GBR	55+ F	1000,00	1000,00	964,09	2964,09
2 (225)	KELLEY, Joy	USA	55+ F	949,49	821,88	1000,00	2771,37
3 (26)	LANCIEN ESCOLANO, Florence	FRA	55+ F	666,67	727,74	571,82	1966,23
4 (69)	CHAREST, Danielle	CAN	55+ F	636,36	374,05	486,19	1496,60
5 (236)	LINDSEY, Tristina	USA	55+ F	10,10	412,21	870,17	1292,48
6 (226)	KIENBAUM, Juli	*USA	55+ F	444,44	94,15	475,14	1013,73







### Over 55 Men Overall Results

Bib	Name	Country	Categ.	Slalom	Tricks	Jump	Overall
1 (154)	ANGEL, Francisco	MEX 	55+ M	1000,00	1000,00	922,08	2922,08
2 (103)	LAAKSO, Antti	FIN 	55+ M	880,00	968,37	925,32	2773,69
3 (213)	GRAU, Mitch	*USA 	55+ M	780,00	588,81	931,82	2300,63
4 (115)	SINGLETON, Chris	GBR 	55+ M	820,00	377,13	970,78	2167,91
5 (60)	SAINTVITEUX, Yves	BEL 	55+ M	880,00	783,45	493,51	2156,96
6 (235)	LINDSEY, Jeff	*USA 	55+ M	800,00	450,12	818,18	2068,30
7 (55)	SCHULZE, Frank	AUT 	55+ M	1000,00	216,55	659,09	1875,64
8 (258)	STERBA, Randy	*USA 	55+ M	520,00	287,10	1000,00	1807,10
9 (108)	HAZELWOOD, Timothy	GBR 	55+ M	920,00	316,30	503,25	1739,55
10 (217)	HILL, Patrick	*USA 	55+ M	460,00	564,48	642,86	1667,34
11 (35)	MATHIEU, Francois	FRA 	55+ M	630,00	172,75	542,21	1344,96
12 (94)	KOLMAN, Zdenek Sen.	CZE 	55+ M	470,00	231,14	110,39	811,53
13 (75)	LUTFY, Richard	CAN 	55+ M	100,00	216,55	237,01	553,56

### Over 65 Women Overall Results

Bib	Name	Country	Categ.	Slalom	Tricks	Jump	Overall
1 (208)	FAUSOLD, Janie	USA 	65+ F	1000,00	1000,00	954,02	2954,02
2 (140)	KIRBY, Dianne	IRL 	65+ F	708,86	451,88	1000,00	2160,74

### Over 65 Men Overall Results

Bib	Name	Country	Categ.	Slalom	Tricks	Jump	Overall
1 (237)	MILLER, Stephen	USA 	65+ M	1000,00	1000,00	1000,00	3000,00
2 (221)	JOHNSON, Dee	*USA 	65+ M	723,21	927,35	906,08	2556,64
3 (132)	REITBERGER, Anton	GER 	65+ M	767,86	649,57	447,51	1864,94
4 (193)	ABLE, John	*USA 	65+ M	607,14	350,43	621,55	1579,12
5 (166)	JOHNSEN, Lasse Vidar	NOR 	65+ M	517,86	333,33	723,76	1574,95
6 (251)	RAMIREZ, Amador	*USA 	65+ M	669,64	299,15	508,29	1477,08

Chief Judge  
LEE, Nikki

Homologator  
TALAMO, Nigel

Scorer  
LANGROCK, Ulf