



Under 10 Girls Slalom Results

Homologation: Ranking List

	Name	Country	Categ.	Preliminary	Finals
1	Cosgrove Lara	GBR 	-10 F	5.00/49	2.00/46


Under 10 Boys Slalom Results

Homologation: Ranking List

	Name	Country	Categ.	Preliminary	Finals
1	Jackson Freddie	GBR 	-10 M	3.50/46	2.00/49


Under 12 Girls Slalom Results

Homologation: Ranking List

	Name	Country	Categ.	Preliminary	Finals
1	Cosgrove Isabel	GBR 	-12 F	2.00/52/13.00	1.50/34









Under 14 Girls Slalom Results

Homologation: Ranking List

	Name	Country	Categ.	Preliminary	Finals
1	Skipsey Willow	*GBR 	-14 F	2.00/49	1.50/49




Under 14 Boys Slalom Results

Homologation: Ranking List

	Name	Country	Categ.	Preliminary	Finals
1	Coster Harley	GBR 	-14 M	1.50/55/11.25	4.00/55/12.00
2	Cosgrove James	*GBR 	-14 M	5.00/55/13.00	2.00/55/12.00
3	Dautigny Raphael	GBR 	-14 M	4.00/55/13.00	2.00/55/13.00
4	Fearn Charlie	GBR 	-14 M	4.00/55/16.00 (Tiebreak: 5.00/55/16.00)	2.00/55/14.25
5	Elliott Jimmy	GBR 	-14 M	2.00/55/14.25	0.00/43
6	Campbell Charlie	*GBR 	-14 M	4.00/55/16.00 (Tiebreak: 3.00/55/16.00)	
7	Myers Ollie	*GBR 	-14 M	3.00/43	
8	Ranner Sebastian	*GBR 	-14 M	0.00/43	







Under 17 Girls Slalom Results

Homologation: Ranking List

	Name	Country	Categ.	Preliminary	Finals
1	Tonge Phoebe	*GBR 	-17 F	3.00/52	1.00/55/18.25
2	Lewis Isabella	*GBR 	-17 F	3.00/49	4.00/52
3	Coster Lexie	GBR 	-17 F	3.00/37	2.00/43








Under 17 Boys Slalom Results

Homologation: Ranking List

	Name	Country	Categ.	Preliminary	Finals
1	Turp Sebastian	GBR 	-17 M	0.50/58/12.00	2.00/58/12.00
2	Crossland Harrison	*GBR 	-17 M	4.50/58/13.00	1.50/58/12.00
3	Solman Freddie	*GBR 	-17 M	2.00/58/13.00	4.00/58/13.00
4	Withers Oscar	*GBR 	-17 M	3.00/58/13.00	2.00/58/13.00
5	Douglas Robbie	*GBR 	-17 M	2.00/58/13.00	3.50/58/14.25
6	Mead Ryan	GBR 	-17 M	1.50/58/14.25	




Under 21 Women Slalom Results

Homologation: Ranking List

	Name	Country	Categ.	Preliminary	Finals
1	Lee Molly	*GBR 	-21 F	3.00/55/13.00	2.25/55/12.00
2	Newsome Emily	*GBR 	-21 F	3.00/55/12.00	2.00/55/12.00
3	Yorke-Davies Saba	*GBR 	-21 F	0.50/55/12.00	1.50/55/12.00
4	Roberts Lucy	GBR 	-21 F	2.50/55/13.00	1.50/55/13.00
5	Deste Lilli	GBR 	-21 F	1.00/55/13.00	1.50/55/14.25
6	Morris Anna	*GBR 	-21 F	1.50/55/14.25	
7	Schute Jessie	*GBR 	-21 F	0.00/55/16.00	


Under 21 Men Slalom Results

Homologation: Ranking List

	Name	Country	Categ.	Preliminary	Finals
1	Pollard Noah	GBR 	-21 M	3.50/58/11.25	2.50/58/11.25
2	Parkin Tom	GBR 	-21 M	5.50/58/14.25	2.00/58/12.00
3	Shanahan William	GBR 	-21 M	3.00/58/13.00	0.50/58/13.00





Over 35 Women Slalom Results

Homologation: Ranking List

	Name	Country	Categ.	Preliminary	Finals
1	Atkins Kelly	GBR 	35+ F	1.00/55/12.00	3.00/55/12.00



Over 35 Men Slalom Results

Homologation: Ranking List

	Name	Country	Categ.	Preliminary	Finals
1	Jessop Oliver	*GBR 	35+ M	3.50/55/11.25	3.00/55/12.00
2	Heron Chris	*GBR 	35+ M	5.50/49	3.50/55/13.00
3	Haines Ross	*GBR 	35+ M	4.50/55/13.00	2.00/55/13.00
4	Harrison Gavin	*GBR 	35+ M	1.00/49	3.00/52












Over 45 Women Slalom Results

Homologation: Ranking List

	Name	Country	Categ.	Preliminary	Finals
1	Smith Jenny	*GBR 	45+ F	1.50/34	1.00/52/14.25
2	Ellis Claire	*GBR 	45+ F	2.00/43	3.00/43





Over 45 Men Slalom Results

Homologation: Ranking List

	Name	Country	Categ.	Preliminary	Finals
1	Campbell Glenn	*GBR 	45+ M	5.00/55/11.25	2.00/55/10.75
2	Nutt David	*GBR 	45+ M	6.00/55/13.00	1.00/55/10.75
3	Cooke Paul	*GBR 	45+ M	2.00/55/11.25	3.00/55/11.25
4	Jackson Lee	*GBR 	45+ M	2.00/55/11.25	2.00/55/11.25
5	Smith Steve	*GBR 	45+ M	1.50/55/13.00	4.00/55/13.00
6	Hinds Tony	*GBR 	45+ M	2.00/55/13.00	1.50/55/14.25
7	Midmore Ian	GBR 	45+ M	5.00/55/14.25	
8	Larkin Matthew	GBR 	45+ M	3.50/55/16.00	
9	Wrennall Andy	GBR 	45+ M	5.00/52	
10	Pimm Warren	*GBR 	45+ M	0.00/49	
11	Roger Alisdair	*GBR 	45+ M	1.50/46	













Over 55 Women Slalom Results

Homologation: Ranking List

	Name	Country	Categ.	Preliminary	Finals
1	Winter Hilary	*GBR 	55+ F	1.00/52/12.00	5.50/52/13.00
2	Moore Jane	*GBR 	55+ F	5.00/52/14.25	5.00/40
3	Maher Janina	GBR 	55+ F	2.50/52/16.00	4.00/40
4	Peel Jane	*GBR 	55+ F	4.00/49	3.50/40





Over 55 Men Slalom Results

Homologation: Ranking List

	Name	Country	Categ.	Preliminary	Finals
1	Wilkinson Jonathan	*GBR 	55+ M	2.00/55/11.25	0.50/55/11.25
2	Scott-Ely Stuart	GBR 	55+ M	5.50/55/13.00	1.50/55/12.00
3	Lochhead Kevin	*GBR 	55+ M	5.00/55/13.00	0.50/55/12.00
4	Colverd Peter	*GBR 	55+ M	3.00/55/13.00	3.00/55/13.00
4	Lukic Dusko	*GBR 	55+ M	2.50/55/14.25	3.00/55/13.00
6	Logut Michael	*GBR 	55+ M	2.50/55/12.00	2.50/55/13.00
7	Bradley Anthony	*GBR 	55+ M	1.00/55/14.25	
8	Wooldridge Simon	GBR 	55+ M	5.50/55/16.00	
9	Beard Mark	GBR 	55+ M	4.00/55/18.25	
10	Rollingson Gary	*GBR 	55+ M	1.50/55/18.25	
11	Bennett Richard	GBR 	55+ M	0.00/52	
12	Stephenson Jeremy	*GBR 	55+ M	0.50/43	


Over 65 Men Slalom Results

Homologation: Ranking List

	Name	Country	Categ.	Preliminary	Finals
1	Jones Keith	*GBR 	65+ M	2.00/52/13.00	5.00/52/14.25
2	Irving Stephen	*GBR 	65+ M	0.50/43	3.50/52/14.25
3	Timothy James	*GBR 	65+ M	3.00/52/14.25	3.00/52/14.25
4	Rowlands Rodney	GBR 	65+ M	2.00/43	2.00/49


Over 70 Men Slalom Results

Homologation: Ranking List

	Name	Country	Categ.	Preliminary	Finals
1	Cohen Jonathan	*GBR 	70+ M	2.50/52/12.00	0.50/52/11.25





Over 75 Women Slalom Results

Homologation: Ranking List

	Name	Country	Categ.	Preliminary	Finals
1	Thompson Juliet	*GBR 	75+ F	3.00/37	1.00/37



Over 75 Men Slalom Results

Homologation: Ranking List

	Name	Country	Categ.	Preliminary	Finals
1	Hornagold Mike Snr	*GBR 	75+ M	2.50/40	1.00/49/14.25
2	Mills Matthew	*GBR 	75+ M	5.00/40	1.50/49/16.00
3	Philips John	GBR 	75+ M	1.00/49/14.25	2.50/40
3	Robertson Alan	*GBR 	75+ M	2.00/40	2.50/40


Under 10 Girls Tricks Results

Homologation: Ranking List

	Name	Country	Categ.	Preliminary	Finals
1	Cosgrove Lara	GBR 	-10 F	870	980
2	Aughey Ruby	*GBR 	-10 F	160	200


Under 10 Boys Tricks Results

Homologation: Ranking List

	Name	Country	Categ.	Preliminary	Finals
1	Jackson Freddie	GBR 	-10 M	40	40


Under 12 Girls Tricks Results

Homologation: Ranking List

	Name	Country	Categ.	Preliminary	Finals
1	Cosgrove Isabel	GBR 	-12 F	3420	3420


Under 12 Boys Tricks Results

Homologation: Ranking List

	Name	Country	Categ.	Preliminary	Finals
1	Carrington Buddy	*GBR 	-12 M	760	920








Under 14 Girls Tricks Results

Homologation: Ranking List

	Name	Country	Categ.	Preliminary	Finals
1	Skipsey Willow	*GBR 	-14 F	1390	1310



Under 14 Boys Tricks Results

Homologation: Ranking List

	Name	Country	Categ.	Preliminary	Finals
1	Coster Harley	GBR 	-14 M	3060	3040
2	Dautigny Raphael	GBR 	-14 M	2240	2170
3	Elliott Jimmy	GBR 	-14 M	2520	2120
4	Cosgrove James	*GBR 	-14 M	1840	1980
5	Fearn Charlie	GBR 	-14 M	1530	1450
6	Moore Oliver	*GBR 	-14 M	1240	
7	Ranner Sebastian	*GBR 	-14 M	80	




Under 17 Girls Tricks Results

Homologation: Ranking List

	Name	Country	Categ.	Preliminary	Finals
1	Tonge Phoebe	*GBR 	-17 F	860	430
2	Coster Lexie	GBR 	-17 F	170	290




Under 17 Boys Tricks Results

Homologation: Ranking List

	Name	Country	Categ.	Preliminary	Finals
1	Crossland Harrison	*GBR 	-17 M	3740	4280
2	Turp Sebastian	GBR 	-17 M	3180	3880
3	Mead Ryan	GBR 	-17 M	860	940




Under 21 Women Tricks Results

Homologation: Ranking List

	Name	Country	Categ.	Preliminary	Finals
1	Roberts Lucy	GBR 	-21 F	1880	3370
2	Deste Lilli	GBR 	-21 F	1520	1600
3	Newsome Emily	*GBR 	-21 F	960	1200


Under 21 Men Tricks Results

Homologation: Ranking List

	Name	Country	Categ.	Preliminary	Finals
1	Parkin Tom	GBR 	-21 M	5870	5220
2	Shanahan William	GBR 	-21 M	1830	2360
3	Pollard Noah	GBR 	-21 M	2900	1770



Over 35 Women Tricks Results

Homologation: Ranking List

	Name	Country	Categ.	Preliminary	Finals
1	Atkins Kelly	GBR 	35+ F	1220	1740






Over 45 Women Tricks Results

Homologation: Ranking List

	Name	Country	Categ.	Preliminary	Finals
1	Ellis Claire	*GBR 	45+ F	1240	1700
2	Williams Jill	*GBR 	45+ F	870	1260


Over 45 Men Tricks Results

Homologation: Ranking List

	Name	Country	Categ.	Preliminary	Finals
1	Smith Steve	*GBR 	45+ M	1700	1780
2	Midmore Ian	GBR 	45+ M	900	1060
3	Jackson Lee	*GBR 	45+ M	930	860
4	Wrennall Andy	GBR 	45+ M	790	790
5	Larkin Matthew	GBR 	45+ M	200	140





Over 55 Women Tricks Results

Homologation: Ranking List

	Name	Country	Categ.	Preliminary	Finals
1	Maher Janina	GBR 	55+ F	1070	1620



Over 55 Men Tricks Results

Homologation: Ranking List

	Name	Country	Categ.	Preliminary	Finals
1	Beard Mark	GBR 	55+ M	950	1590
2	Wooldridge Simon	GBR 	55+ M	860	1190
3	Bennett Richard	GBR 	55+ M	1560	920
4	Scott-Ely Stuart	GBR 	55+ M	550	


Over 65 Men Tricks Results

Homologation: Ranking List

	Name	Country	Categ.	Preliminary	Finals
1	Jones Keith	*GBR 	65+ M	1570	1610
2	Rowlands Rodney	GBR 	65+ M	690	610


Over 75 Women Tricks Results

Homologation: Ranking List

	Name	Country	Categ.	Preliminary	Finals
1	Thompson Juliet	*GBR 	75+ F	720	700


Over 75 Men Tricks Results

Homologation: Ranking List

	Name	Country	Categ.	Preliminary	Finals
1	Philips John	GBR 	75+ M	380	570





Under 12 Girls Jump Results

Homologation: Ranking List

	Name	Country	Categ.	Preliminary	Finals
1	Cosgrove Isabel	GBR 	-12 F	22.7m	


Under 14 Boys Jump Results

Homologation: Ranking List

	Name	Country	Categ.	Preliminary	Finals
1	Fearn Charlie	GBR 	-14 M	32.9m	32.3m
2	Coster Harley	GBR 	-14 M	33.6m	32.0m
3	Dautigny Raphael	GBR 	-14 M	24.9m	25.9m
4	Elliott Jimmy	GBR 	-14 M	18.3m	16.1m



Under 17 Girls Jump Results

Homologation: Ranking List

	Name	Country	Categ.	Preliminary	Finals
1	Coster Lexie	GBR 	-17 F	11.2m	11.4m



Under 17 Boys Jump Results

Homologation: Ranking List

	Name	Country	Categ.	Preliminary	Finals
1	Turp Sebastian	GBR 	-17 M	34.0m	30.7m
2	Mead Ryan	GBR 	-17 M	9.4m	11.5m




Under 21 Women Jump Results

Homologation: Ranking List

	Name	Country	Categ.	Preliminary	Finals
1	Roberts Lucy	GBR 	-21 F	28.6m	31.4m
2	Deste Lilli	GBR 	-21 F	28.5m	29.0m


Under 21 Men Jump Results

Homologation: Ranking List

	Name	Country	Categ.	Preliminary	Finals
1	Parkin Tom	GBR 	-21 M	50.3m	49.9m
2	Pollard Noah	GBR 	-21 M	39.1m	39.3m
3	Shanahan William	GBR 	-21 M	43.2m	38.0m


Over 35 Women Jump Results

Homologation: Ranking List

	Name	Country	Categ.	Preliminary	Finals
1	Atkins Kelly	GBR 	35+ F	17.5m	17.9m




Over 45 Women Jump Results

Homologation: Ranking List

	Name	Country	Categ.	Preliminary	Finals
1	Lowe Katie	*GBR 	45+ F	18.6m	17.5m


Over 45 Men Jump Results

Homologation: Ranking List

	Name	Country	Categ.	Preliminary	Finals
1	Larkin Matthew	GBR 	45+ M	21.7m	20.0m
2	Midmore Ian	GBR 	45+ M	14.0m	14.9m
3	Wrennall Andy	GBR 	45+ M	13.5m	14.2m





Over 55 Women Jump Results

Homologation: Ranking List

	Name	Country	Categ.	Preliminary	Finals
1	Maher Janina	GBR 	55+ F	11.1m	10.2m


Over 55 Men Jump Results

Homologation: Ranking List

	Name	Country	Categ.	Preliminary	Finals
1	Beard Mark	GBR 	55+ M	26.8m	28.6m
2	Bennett Richard	GBR 	55+ M	17.7m	18.0m
3	Wooldridge Simon	GBR 	55+ M	12.8m	12.7m
4	Scott-Ely Stuart	GBR 	55+ M	0.00m	


Over 65 Men Jump Results

Homologation: Ranking List


	Name	Country	Categ.	Preliminary	Finals
1	Rowlands Rodney	GBR 	65+ M	12.1m	14.1m

Over 75 Men Jump Results





Homologation: Ranking List

	Name	Country	Categ.	Preliminary	Finals
1	Philips John	GBR 	75+ M	12.5m	


Under 12 Girls Overall Results

	Name	Country	Categ.	Slalom	Tricks	Jump	
1	Cosgrove Isabel	GBR 	-12 F	1000.00	1000.00	1000.00	2000.00



Under 14 Boys Overall Results

	Name	Country	Categ.	Slalom	Tricks	Jump	
1	Coster Harley	GBR 	-14 M	1000.00	1000.00	1000.00	3000.00
2	Dautigny Raphael	GBR 	-14 M	828.83	732.03	673.73	2234.59
3	Fearn Charlie	GBR 	-14 M	684.68	500.00	970.34	2155.02
4	Elliott Jimmy	GBR 	-14 M	684.68	823.53	351.69	1859.90



Under 17 Girls Overall Results

	Name	Country	Categ.	Slalom	Tricks	Jump	
1	Coster Lexie	GBR 	-17 F	1000.00	1000.00	1000.00	3000.00




Under 17 Boys Overall Results

	Name	Country	Categ.	Slalom	Tricks	Jump	
1	Turp Sebastian	GBR 	-17 M	1000.00	1000.00	1000.00	3000.00
2	Mead Ryan	GBR 	-17 M	715.91	242.27	62.50	1020.68


Under 21 Women Overall Results

	Name	Country	Categ.	Slalom	Tricks	Jump	
1	Roberts Lucy	GBR 	-21 F	1000.00	1000.00	1000.00	3000.00
2	Deste Lilli	GBR 	-21 F	961.04	474.78	901.64	2337.46

Under 21 Men Overall Results

	Name	Country	Categ.	Slalom	Tricks	Jump	
1	Parkin Tom	GBR 	-21 M	810.13	1000.00	1000.00	2810.13
2	Pollard Noah	GBR 	-21 M	1000.00	494.04	727.05	2221.09
3	Shanahan William	GBR 	-21 M	683.54	402.04	823.82	1909.40




Over 35 Women Overall Results

	Name	Country	Categ.	Slalom	Tricks	Jump	
1	Atkins Kelly	GBR 	35+ F	1000.00	1000.00	1000.00	3000.00


24/08/2023 - 27/08/2023

28/08/2023 - 14:23





Over 45 Men Overall Results

	Name	Country	Categ.	Slalom	Tricks	Jump	
1	Midmore Ian	GBR 	45+ M	1000.00	1000.00	418.80	2418.80
2	Larkin Matthew	GBR 	45+ M	817.07	188.68	1000.00	2005.75
3	Wrennall Andy	GBR 	45+ M	560.98	745.28	358.97	1665.23


Over 55 Women Overall Results

	Name	Country	Categ.	Slalom	Tricks	Jump	
1	Maher Janina	GBR 	55+ F	1000.00	1000.00	1000.00	3000.00


Over 55 Men Overall Results

	Name	Country	Categ.	Slalom	Tricks	Jump	
1	Beard Mark	GBR 	55+ M	565.66	1000.00	1000.00	2565.66
2	Bennett Richard	GBR 	55+ M	363.64	981.13	430.11	1774.88
3	Wooldridge Simon	GBR 	55+ M	717.17	748.43	150.54	1616.14
4	Scott-Ely Stuart	GBR 	55+ M	1000.00	345.91		1345.91

Over 65 Men Overall Results

	Name	Country	Categ.	Slalom	Tricks	Jump	
1	Rowlands Rodney	GBR 	65+ M	1000.00	1000.00	1000.00	3000.00

Over 75 Men Overall Results

	Name	Country	Categ.	Slalom	Tricks	Jump	
1	Philips John	GBR 	75+ M	1000.00	1000.00	1000.00	3000.00

Chief Judge
Hoile ClairHomologator
Davies PeterScorer
Heath Gill