













































































Under 21 Women Slalom Results

Homologation: Record capability

Bib	Name	Country	Preliminary	Final	Overall	Team
1	WROBLEWSKI, Annemarie	USA 	4.00/55/12.00	0.50/55/10.75	1000.00	1000.00
2	FERGUSON, Sade	AUS 	4.00/55/11.25	4.00/55/11.25	948.45	948.45
3	ESPINAL, Trinidad	*CHI 	2.25/55/11.25	3.50/55/11.25		
4	HANSEN, Kennedy	USA 	4.50/55/12.00	3.00/55/11.25	927.84	927.84
5	JARAMILLO E., Luisa	COL 	5.00/55/11.25	2.50/55/11.25		969.07
6	HARRAWAY, Meg	NZL 	5.50/55/12.00	2.00/55/11.25	907.22	907.22
7	DE OSMA, Cristhiana	PER 	1.00/55/11.25	1.00/55/11.25		886.60
8	FAH, Julie	SUI 	1.00/55/11.25	4.50/55/12.00		886.60
9	YOONG HANIFAH, Aaliyah	MAS 	3.50/55/12.00 <small>(Tiebreak: 4.00/55/12.00)</small>	3.00/55/12.00	814.43	814.43
10	GONZALEZ, Dominga	CHI 	5.50/55/12.00	2.50/55/12.00		855.67
11	ABELSON, Alexia	USA 	5.00/55/12.00	3.50/55/13.00	845.36	845.36
11	ALLARD, Nellie	CAN 	4.00/55/12.00	3.50/55/13.00	824.74	824.74
13	MOCIULSKY, Violeta	ARG 	3.50/55/12.00 <small>(Tiebreak: 3.50/55/12.00)</small>			814.43
13	BUTLIN, Lara	AUS 	3.50/55/12.00 <small>(Tiebreak: 2.50/55/12.00)</small>		814.43	814.43
15	ANGULO, Ana Jose	MEX 	3.00/55/12.00			804.12
16	POTTBECKER, Sage	*USA 	2.50/55/12.00			
16	STEINER, Lili	AUT 	2.50/55/12.00		793.81	793.81
18	PELKEY, Megan	CAN 	2.00/55/12.00		783.51	783.51
18	SIMMONDS, Tayla	AUS 	2.00/55/12.00			783.51
20	MENDEZ, Emilia	*CHI 	1.50/55/12.00			
21	* NATHAN, Kendra	*USA 	1.00/55/12.00			
21	VARAS, Agustina	CHI 	1.00/55/12.00		762.89	762.89
23	CHUTE, Olivia	CAN 	0.50/55/12.00			752.58
24	ANGUENOT, Ines	FRA 	0.00/55/12.00		742.27	742.27
25	NEWSOME, Emily	GBR 	5.00/55/13.00			721.65
26	SONIER, Perrine	FRA 	3.50/55/13.00		690.72	690.72
27	MCKAY, Diaz	NZL 	3.00/55/13.00			680.41
28	* MORONEY, Layne	*AUS 	2.50/55/13.00		670.10	
28	PARUSSEL, Ronja	GER 	2.50/55/13.00			670.10
30	LEE, Molly	GBR 	1.50/55/13.00			649.48
31	WENZEL, Emily	GER 	0.50/55/13.00		628.87	628.87
32	* LACHANCE, Darah	*CAN 	0.00/55/13.00			
33	FONT, Martina	MEX 	4.50/55/14.25			587.63
34	* BROWNE, Ema	*CHI 	0.50/55/14.25			
35	SCUTT, Emma	GBR 	4.50/55/16.00		463.92	463.92
36	* COBO, Julianna	*MEX 	4.00/55/16.00			
37	AHAMMER, Elena	AUT 	5.00/55/18.25		103.09	103.09
37	WILLIAMS, Courtney	NZL 	5.00/55/18.25		103.09	103.09
39	BARJAU BOADA, Sandra	ESP 	2.00/55/18.25			41.24
40	ROBERTS, Lucy	GBR 	1.00/55/18.25		20.62	20.62



































Under 21 Men Slalom Results

Homologation: Record capability

Bib	Name	Country	Preliminary	Final	Overall	Team
1	ROSS, Charlie	CAN 	2.50/58/10.25	1.00/58/10.25	1000.00	
2	ATTENSAM, Nikolaus	AUT 	1.50/58/10.25	6.00/58/10.75	982.30	
3	PARTH, Florian	ITA 	5.00/58/10.75	5.00/58/10.75	1000.00	938.05
4	MARINO, Vincenzo	ITA 	2.50/58/10.75	3.50/58/10.75	971.70	911.50
5	ENGELHARDT, Moritz	AUT 	2.50/58/10.75	2.50/58/10.75	893.81	
6	NELSON, Nicolas	MEX 	2.00/58/10.75	2.00/58/10.75	884.96	
7	PIWONKA, Juan Luis	CHI 	5.00/58/11.25	1.00/58/10.75	867.26	
8	* KRETSCHMER, Gustavo	*CHI 	4.50/58/11.25	0.50/58/10.75		
9	JARAMILLO E., Federico	COL 	1.50/58/10.75	3.50/58/11.25	876.11	
9	KRAUS, Evan	*CAN 	5.00/58/11.25	3.50/58/11.25		
11	KRAUS, Sean	*CAN 	5.50/58/11.25	2.50/58/11.25		
12	BELMRAH, Kamil	MAR 	4.50/58/11.25	3.00/58/12.00	823.01	
13	GSCHIEL, Alexander	AUT 	4.00/58/11.25		867.92	814.16
14	GIORGIS, Tobias	ARG 	3.50/58/11.25		858.49	805.31
14	SADDINGTON, Corey	AUS 	3.50/58/11.25		858.49	805.31
16	ABELSON, Jake	USA 	3.00/58/11.25		849.06	796.46
16	GRUBBS, Blaze	USA 	3.00/58/11.25		849.06	796.46
16	LAVAU, Clarens	FRA 	3.00/58/11.25		849.06	796.46
16	* STOCKSTILL, Cade	*USA 	3.00/58/11.25			
20	HOLM, Fletcher	SWE 	2.50/58/11.25		839.62	787.61
21	COSGRIFF, Ben	AUS 	2.00/58/11.25		830.19	778.76
21	LABRA, Martin	CHI 	2.00/58/11.25		830.19	778.76
23	* CHICO, Matteo	*MEX 	1.50/58/11.25			
23	KUHN, Dominic	AUT 	1.50/58/11.25		820.75	769.91
23	PALOMINO BLANCH, Jaime	MEX 	1.50/58/11.25		769.91	
23	TEIXIDOR JUNIOR, Dani	ESP 	1.50/58/11.25		769.91	
27	GONZALEZ, Matias	CHI 	1.00/58/11.25		761.06	
27	TEIXIDOR, Tono	ESP 	1.00/58/11.25		761.06	
29	* BUTTERFIELD, Zachary	*USA 	4.00/58/12.00		754.72	
30	LUCAS, Carter	CAN 	3.50/58/12.00		745.28	699.12
31	ASHCROFT, Callan	AUS 	2.00/58/12.00		716.98	672.57
32	ALVIRA B., Pablo	COL 	4.50/58/13.00		610.62	
33	THOMSEN, Dima	SUI 	3.00/58/13.00		622.64	584.07
34	KEUSSEOGLU, Alexis	MON 	2.50/58/13.00		575.22	
35	GIBSON, Will	NZL 	4.50/58/14.25		537.74	504.42
36	* NAVARRO, Matias	*MEX 	4.00/58/18.25			



























Under 21 Women Tricks Results

Homologation: Record capability

Bib	Name	Country	Preliminary	Final	Overall	Team
1	HANSEN, Kennedy	USA 	8530	9080	1000.00	1000.00
2	VERSWYVEL G., Daniela	COL 	6400	8040		885.46
3	ABELSON, Alexia	USA 	6870	7440	819.38	819.38
4	FERGUSON, Sade	AUS 	5700	6670	734.58	734.58
5	STOPNICKI, Hannah	CAN 	5740	6390		703.74
6	GONZALEZ, Dominga	CHI 	5810	6160		678.41
7	PELKEY, Megan	CAN 	5440	5380	599.12	599.12
8	SIMMONDS, Tayla	AUS 	6810	5190		750.00
9	BUTLIN, Lara	AUS 	4630	5080	559.47	559.47
10	* JANZIG, Sophia	*USA 	4260	4590		
11	MOCIULSKY, Violeta	ARG 	4100	4260		469.16
12	WENZEL, Emily	GER 	3820	3610	420.70	420.70
13	FONT, Martina	MEX 	3780			416.30
14	DE OSMA, Cristhiana	PER 	3720			409.69
15	STEINER, Lili	AUT 	3710		408.59	408.59
16	FAH, Julie	SUI 	3560			392.07
17	ANGUENOT, Ines	FRA 	3520		387.67	387.67
18	YOONG HANIFAH, Aaliyah	MAS 	3480		383.26	383.26
19	SONIER, Perrine	FRA 	3370		371.15	371.15
20	JARAMILLO E., Luisa	COL 	3330			366.74
21	CHUTE, Olivia	CAN 	3230			355.73
22	BARJAU BOADA, Sandra	ESP 	3210			353.52
23	ALLARD, Nellie	CAN 	3090		340.31	340.31
24	AHAMMER, Elena	AUT 	2880		317.18	317.18
24	* MORONEY, Layne	*AUS 	2880		317.18	
26	VARAS, Agustina	CHI 	2690		296.26	296.26
27	ROBERTS, Lucy	GBR 	2650		291.85	291.85
28	SCUTT, Emma	GBR 	2400		264.32	264.32
29	PARUSSEL, Ronja	GER 	2290			252.20
30	HARRAWAY, Meg	NZL 	1790		197.14	197.14
30	WROBLEWSKI, Annemarie	USA 	1790		197.14	197.14
32	NEWSOME, Emily	GBR 	880			96.92
33	MCKAY, Diaz	NZL 	770			84.80
34	WILLIAMS, Courtney	NZL 	0			






















Under 21 Men Tricks Results

Homologation: Record capability

Bib	Name	Country	Preliminary	Final	Overall	Team
1	FONT, Patricio	MEX 	11110	11910		1000.00
2	GONZALEZ, Matias	CHI 	10850	11230		942.91
3	LABRA, Martin	CHI 	10630	10960	1000.00	920.24
4	ABELSON, Jake	USA 	10120	10840	989.05	910.16
5	FONT, Pablo	MEX 	10930	10320		917.72
6	LAVAU, Clarens	FRA 	8720	9460	863.14	794.29
7	GRUBBS, Blaze	USA 	7230	7520	686.13	631.40
8	KRAUS, Sean	*CAN 	7240	7150		
9	GSCHIEL, Alexander	AUT 	7320	7120	667.88	614.61
10	ASHCROFT, Callan	AUS 	7060	4950	644.16	592.78
11	MARINO, Vincenzo	ITA 	8930	4060	814.78	749.79
12	GIORGIS, Tobias	ARG 	6110	2210	557.48	513.01
13	ALVIRA B., Pablo	COL 	5500			461.80
14	KRAUS, Evan	*CAN 	5450			
15	HOLM, Fletcher	SWE 	5180		472.63	434.93
16	TEIXIDOR, Tono	ESP 	4850			407.22
17	* BUTTERFIELD, Zachary	*USA 	4790		437.04	
17	PARTH, Florian	ITA 	4790		437.04	402.18
19	THOMSEN, Dima	SUI 	4370		398.72	366.92
20	KUHN, Dominic	AUT 	3660		333.94	307.30
21	TEIXIDOR JUNIOR, Dani	ESP 	3500			293.87
22	* O'TOOLE, Joel	*AUS 	2670			
23	LUCAS, Carter	CAN 	2150		196.17	180.52
24	GIBSON, Will	NZL 	1350		123.18	113.35
25	COSGRIFF, Ben	AUS 	1330		121.35	111.67
25	SADDINGTON, Corey	AUS 	1330		121.35	111.67























Under 21 Women Jump Results

Homologation: Record capability




















Bib	Name	Country	Preliminary	Final	Overall	Team
1	VARAS, Agustina	CHI 	47.2m (155ft)	49.5m (162ft)	1000.00	1000.00
2	FERGUSON, Sade	AUS 	44.2m (145ft)	45.3m (149ft)	870.77	870.77
3	YOONG HANIFAH, Aaliyah	MAS 	44.6m (146ft)	45.2m (148ft)	867.69	867.69
4	HANSEN, Kennedy	USA 	44.8m (147ft)	44.9m (147ft)	858.46	858.46
5	ANGUENOT, Ines	FRA 	43.8m (144ft)	44.5m (146ft)	846.15	846.15
6	STEINER, Lili	AUT 	40.2m (132ft)	43.1m (141ft)	803.08	803.08
7	ALLARD, Nellie	CAN 	41.9m (137ft)	42.9m (141ft)	796.92	796.92
8	HARRAWAY, Meg	NZL 	40.1m (132ft)	42.5m (139ft)	784.62	784.62
9	SONIER, Perrine	FRA 	41.2m (135ft)	42.3m (139ft)	778.46	778.46
10	WENZEL, Emily	GER 	40.0m (131ft)	42.1m (138ft)	772.31	772.31
11	BUTLIN, Lara	AUS 	40.2m (132ft)	41.8m (137ft)	763.08	763.08
12	POTTBECKER, Sage	*USA 	41.5m (136ft)	39.2m (129ft)		
13	MENDEZ, Emilia	*CHI 	39.8m (131ft)			
14	AHAMMER, Elena	AUT 	39.5m (130ft)		692.31	692.31
15	WILLIAMS, Courtney	NZL 	39.1m (128ft)		680.00	680.00
16	WROBLEWSKI, Annemarie	USA 	38.5m (126ft)		661.54	661.54
17	PELKEY, Megan	CAN 	35.5m (116ft)		569.23	569.23
18	ROBERTS, Lucy	GBR 	34.5m (113ft)		538.46	538.46
19	* MORONEY, Layne	*AUS 	32.3m (106ft)		470.77	
20	SCUTT, Emma	GBR 	27.7m (91ft)		329.23	329.23
21	ABELSON, Alexia	USA 	14.5m (48ft)			

Under 21 Men Jump Results


















Homologation: Record capability

Bib	Name	Country	Preliminary	Final	Overall	Team
1	GIORGIS, Tobias	ARG 	61.0m (200ft)	59.6m (196ft)	1000.00	972.97
2	PARTH, Florian	ITA 	56.0m (184ft)	57.4m (188ft)	900.00	875.68
3	ROBERTS, Edward	*USA 	57.2m (188ft)	56.0m (184ft)		
4	LUCAS, Carter	CAN 	55.8m (183ft)	55.5m (182ft)	855.56	832.43
5	ROBERTS, William	USA 	62.0m (203ft)	54.8m (180ft)		1000.00
6	GIBSON, Will	NZL 	54.8m (180ft)	54.3m (178ft)	827.78	805.41
7	HOLM, Fletcher	SWE 	55.2m (181ft)	53.8m (177ft)	838.89	816.22
8	LABRA, Martin	CHI 	54.3m (178ft)	53.1m (174ft)	813.89	791.89
9	GRUBBS, Blaze	USA 	51.7m (170ft)	50.9m (167ft)	741.67	721.62
10	ASHCROFT, Callan	AUS 	53.3m (175ft)	49.8m (163ft)	786.11	764.86
11	* BUTTERFIELD, Zachary	*USA 	53.4m (175ft)	48.7m (160ft)	788.89	
12	TIZZA, Vicente	CHI 	53.6m (176ft)	47.5m (156ft)		772.97
13	GSCHIEL, Alexander	AUT 	51.4m (169ft)		733.33	713.51
14	COSGRIFF, Ben	AUS 	50.9m (167ft)		719.44	700.00
15	MARINO, Vincenzo	ITA 	50.7m (166ft)		713.89	694.59
16	THOMSEN, Dima	SUI 	49.0m (161ft)		666.67	648.65
17	* CHAMBERS, Jacob	*CAN 	48.8m (160ft)			
18	KUHN, Dominic	AUT 	48.5m (159ft)		652.78	635.14
19	SADDINGTON, Corey	AUS 	47.9m (157ft)		636.11	618.92
20	* O'TOOLE, Joel	*AUS 	47.2m (155ft)			
21	ABELSON, Jake	USA 	46.8m (154ft)		605.56	589.19
22	LAVAU, Clarens	FRA 	46.0m (151ft)		583.33	567.57

Under 21 Women Overall Results

Bib	Name	Country	Slalom	Tricks	Jump	Overall
1	HANSEN, Kennedy	USA 	927.84	1000.00	858.46	2786.30
2	FERGUSON, Sade	AUS 	948.45	734.58	870.77	2553.80
3	BUTLIN, Lara	AUS 	814.43	559.47	763.08	2136.98
4	YOONG HANIFAH, Aaliyah	MAS 	814.43	383.26	867.69	2065.38
5	VARAS, Agustina	CHI 	762.89	296.26	1000.00	2059.15
6	STEINER, Lili	AUT 	793.81	408.59	803.08	2005.48
7	ANGUENOT, Ines	FRA 	742.27	387.67	846.15	1976.09
8	ALLARD, Nellie	CAN 	824.74	340.31	796.92	1961.97
9	PELKEY, Megan	CAN 	783.51	599.12	569.23	1951.86
10	HARRAWAY, Meg	NZL 	907.22	197.14	784.62	1888.98
11	WROBLEWSKI, Annemarie	USA 	1000.00	197.14	661.54	1858.68
12	SONIER, Perrine	FRA 	690.72	371.15	778.46	1840.33
13	WENZEL, Emily	GER 	628.87	420.70	772.31	1821.88
14	ABELSON, Alexia	USA 	845.36	819.38	0.00	1664.74
15	* MORONEY, Layne	*AUS 	670.10	317.18	470.77	1458.05
16	AHAMMER, Elena	AUT 	103.09	317.18	692.31	1112.58
17	SCUTT, Emma	GBR 	463.92	264.32	329.23	1057.47
18	ROBERTS, Lucy	GBR 	20.62	291.85	538.46	850.93
19	WILLIAMS, Courtney	NZL 	103.09		680.00	783.09

Under 21 Men Overall Results

Bib	Name	Country	Slalom	Tricks	Jump	Overall
1	LABRA, Martin	CHI 	830.19	1000.00	813.89	2644.08
2	MARINO, Vincenzo	ITA 	971.70	814.78	713.89	2500.37
3	ABELSON, Jake	USA 	849.06	989.05	605.56	2443.67
4	GIORGIS, Tobias	ARG 	858.49	557.48	1000.00	2415.97
5	PARTH, Florian	ITA 	1000.00	437.04	900.00	2337.04
6	LAVAU, Clarens	FRA 	849.06	863.14	583.33	2295.53
7	GRUBBS, Blaze	USA 	849.06	686.13	741.67	2276.86
8	GSCHIEL, Alexander	AUT 	867.92	667.88	733.33	2269.13
9	HOLM, Fletcher	SWE 	839.62	472.63	838.89	2151.14
10	ASHCROFT, Callan	AUS 	716.98	644.16	786.11	2147.25
11	* BUTTERFIELD, Zachary	*USA 	754.72	437.04	788.89	1980.65
12	KUHN, Dominic	AUT 	820.75	333.94	652.78	1807.47
13	LUCAS, Carter	CAN 	745.28	196.17	855.56	1797.01
14	THOMSEN, Dima	SUI 	622.64	398.72	666.67	1688.03
15	COSGRIFF, Ben	AUS 	830.19	121.35	719.44	1670.98
16	SADDINGTON, Corey	AUS 	858.49	121.35	636.11	1615.95
17	GIBSON, Will	NZL 	537.74	123.18	827.78	1488.70

Chief Judge
SMITH, Jeffrey D.

Homologator
PEREZ PRIEGO, Jose Antonio

Scorer
LANGROCK, Ulf